



ILLiad

International Conference

Do More with Addons

Shawn Styer

Atlas Systems, Inc.

sstyer@atlas-sys.com



What Will We Cover?

1. What is an addon?
2. What types of addons are there?
3. Where to get addons
4. How to install/configure addons
5. How to use addons
6. What is possible with addons?
7. How can I have an addon written for me?



What is an Addon?

- An addon is a feature that extends the use of the client or the system
 - Adds functionality
 - Allows for increased automation
 - Helps streamline workflow processes
- Addons are written in Lua script and stored on the local client machine
 - Server Addons are in Customization Manager
- Addon code can be modified as situations or systems change*

***Atlas Custom Addons will be encrypted**



What types of addons are there?

1. Request - Appears as a tab on the request form
2. User - Appears as a tab on the user form
3. Main Form - Appears as a tab in the Main Menu
4. System - Runs in the background on the client, no user interface
5. Server - Runs in the background on the server, no user interface
 1. System Manager hosts the environment in which the addon executes
 2. Code accessible via the ILLiad Customization Manager



- Request, User, and Main Form addons usually require staff intervention to start the process
 - Addon tabs can be hidden when it would not be appropriate to use on certain requests or users.
- System addons would start based on some action of the client user.
 - Opening a request could “retrieve” some value from an external system
 - Useful when only one result is returned.
- Server addons run based on a timer and execute, when appropriate, automatically.



Where do I get addons?

- ILLiad comes with a number of addons preloaded
 - Amazon Search for Loans and Price Importer
 - Google Search for Loans and Article
 - Google Scholar Search for Articles
 - WorldCat Local Search
 - Atlas Training
- Additional addons can be found in the Addons Directory
 - <https://prometheus.atlas-sys.com/display/ILLiadAddons/ILLiad+Addons+Directory>
 - Some are written by Atlas, most by ILLiad users
- You can also write your own addon



Implementing Client Addons

- Download an addon from the Addons Directory
 - Unzip it to your Addons folder - C:\Program Files\ILLiad\Addons
- To configure the addon via the client you must have permission in the ILLiad Staff Manager
 - Check the “Can Manage Addons” box if not checked
 - The ability to manage addons is not the same as the ability to use addons
- Open the ILLiad Client
 - Go to the “System” Ribbon at the top of the form
 - You should see the Manage Addons icon in the “Other” Group



Implementing Client Addons (cont'd)

- You can also download an addon to a shared drive/folder
 1. Unzip the files to that location
 2. Set the “AddonDirectory” Customization Key to that location
 - AddonDirectory may not be included by default
 - Config.xml file must be edited directly if you need to make changes
- When Client opens it checks the AddonDirectory and downloads the addon files and runs them locally.
 - Stored in C:\Program Files\illiad\addons\



ILLiad Staff Manager 8.3.5.0

Staff

New User Copy User Delete User Change Password Save Cancel Copy Permissions Copy Layout & Grid Settings Delete Layout & Grid Settings

User Options Edit Options Permissions Layouts

Drag a column header here to group by that column

Username	First Name	Last Name	NVTGC
admin			ALL
atlas			ALL
oclc			ALL

User Details

Username atlas
First Name
Last Name
Site ALL
Description Atlas Support User

Module Permissions

- Client Access
 - Can Customize Layouts?
 - OCLC Resource Sharing Settings
 - Can Manage Addons?
- Billing Manager - Borrowing
- Billing Manager - Document Delivery
- Billing Manager - Lending
- Customization Manager Access
- Database Manager Access
- Staff Manager Access
- Web Circulation Access Web Reports Access

Transaction Permissions

- Borrowing Read Borrowing Write
- Document Delivery Read Document Delivery Write
- Lending Read Lending Write

atlas ALL



Do More with Addons

Main - ILLiad Client 8.3.5.0

Home Borrowing Document Delivery Lending System

Clear Users Clear WorldCat Search OCLC Search/Review Statuses Policies Directory Resource Sharing Settings OCLC Web Logon Web Reports Web Alerts Web Atlas Systems Community Portal OCLC ILLiad Web Event Log Groups Maintenance Other **Manage Addons**

Main Training

Borrowing Document Delivery Lending

Requests (162 items)

- Awaiting Borrowing Scanning 5
- Awaiting Conditional Processing 1
- Awaiting Doc Provider Processing 2
- Awaiting Post Receipt Processing 1
- Awaiting Request Processing 4
- Awaiting Return Label Printing 2
- Awaiting Unfilled Processing 43
- Cancelled by ILL Staff 39
- Checked Out to Customer 11
- Delivered to Web 3
- In Electronic Delivery Processing 2
- Request Finished 34
- Request Sent 3
- Customer Notified via Mail 2
- Customer Notified via Phone 2
- Awaiting Stacks Searching 3
- Awaiting RAPID Request Sending 2
- Awaiting Fred Custom Queue 1
- Awaiting Fred 1

162

Barometer

Category	Count
Borrowing	68
Document Delivery	2
Lending	645

System

Alert	B	D	L
Connection Manager	19	0	45
Odyssey Manager	0	0	2
Outgoing E-Mail	99	0	41
Flagged Requests	30	0	0
Users To Clear	0	0	0

148 0 88

atlas



Manage Addons

Reset Cache Options

Save Settings

Reset Settings

Create Connection File

Name	Author	Version	Active	Description
Amazon Book Searches	Atlas Systems, Inc.	1.1	<input type="checkbox"/>	Performs an Amazon search for the LoanTitle for loans.
Google Scholar Search	Atlas Systems, Inc.	1.1	<input type="checkbox"/>	Performs a Google Scholar search for the PhotoArticleTitle for articles.
Google Search	Atlas Systems, Inc.	1.1	<input checked="" type="checkbox"/>	Performs a generic Google search for the LoanTitle for loans and the PhotoArticleTitle for articles.
OCLC Article Exchange	Atlas Systems, Inc.	1.5	<input checked="" type="checkbox"/>	Opens OCLC Article Exchange
Serials Solutions Citation...	IDS Project	2.9	<input checked="" type="checkbox"/>	Does a full Serials Solution Citation search for an article and processes the ILL licensing data through the ALIAS API and also performs a price lookup of the article using the CCC GetItNow Service.
Shipment Tracking	Atlas Systems, Inc.	1.1	<input type="checkbox"/>	Displays tracking information based on a given tracking number
Training	Atlas Systems, Inc.	1.1	<input checked="" type="checkbox"/>	Loads the Atlas Systems Training site into a tab on the main form.
WorldCat Local Search	Atlas Systems, Inc.	1.1	<input type="checkbox"/>	Performs a WorldCat search using a requests title, isxn or oclc number.

Name:

Author:

Version:

Active: Yes No

Description:

Setting Name	Value	Type	Description
AutoCopyToClipboard	<input checked="" type="checkbox"/>	bool...	Determines if the URL, Username, and Password are copied to the clipboard upon successful drop.
AutoImportIntoTrans...	<input checked="" type="checkbox"/>	bool...	Determines if the URL, Username, and Password are imported into the transaction record upon successful drop.
AutoImportUrlField	CallNu...	string	Determines the transaction field into which to import the URL if AutoImportIntoTransaction is enabled.
AutoImportPassword...	Location	string	Determines the transaction field into which to import the Password if AutoImportIntoTransaction is enabled.



- On the Manage Addon ribbon you will see:
 - Reset Cache – searches for the latest version of the addons at the remote location defined by the AddonDirectory key and/or reads in the current local copy of the addon
 - Save Settings – saves your changes
 - Reset Settings – setting revert back to default
 - Create Connection File – configures a SQL or OLE DB connection
- The middle section of the Form shows a list of the addons that are present on the local client
- When you select an addon in the list you will see the configuration options of that addon



Navigation icons: Back, Forward, Home, Stop, Refresh, Print, and a search icon.

Address bar: « Program Files (x86) ▶ ILLiad ▶ Addons ▶ AtlasNetflix ▶

Organize ▼ Include in library ▼ Share with ▼ New folder

★ Favorites

Desktop

Downloads

Recent Places

Name

Date modified

Config.xml

3/11/2015 3:54 P

layout.xml

9/12/2012 9:25 A

Netflix.lua

9/13/2012 10:25



```
Config - Notepad
File Edit Format View Help
<?xml version="1.0" encoding="utf-8"?>
<Configuration xmlns:xsi="http://www.w3.org/2001/XMLSchema-instance" xmlns:xsd="http://www.w3.org/2001/XMLSchema">
  <Name>CWRU Innovative</Name>
  <Author>Atlas Systems</Author>
  <Version>1.0</Version>
  <Active>False</Active>
  <Type>Addon</Type>
  <Description>CWRU Innovative Catalog</Description>
  <Forms>
    <Form>FormRequest</Form>
  </Forms>
  <Settings>
    <Setting name="AutoSearch" value="true" type="boolean">
      <Description>Determines whether or not the search should be done automatically when the request is opened.</Description>
    </Setting>
    <Setting name="UseOCLCNumber" value="true" type="boolean">
      <Description>Determines whether or not the search should use the OCLC Number or just ISSN/ISBN and Title.</Description>
    </Setting>
    <Setting name="Catalog_URL" value="http://catalog.case.edu/" type="string">
      <Description>Catalog URL</Description>
    </Setting>
  </Settings>
  <Files>
    <File>Innovative.lua</File>
  </Files>
</Configuration>
```



```
Innovative - Notepad
File Edit Format View Help
-- Hide the text label
InnovativeSearchForm.Browser.TextVisible = false;

InnovativeSearchForm.Browser.WebBrowser.ScriptErrorsSuppressed = true;

-- Since we didn't create a ribbon explicitly before creating our browser, it will have created one using the name we passed the CreateBrowser method. We
InnovativeSearchForm.RibbonPage = InnovativeSearchForm.Form:GetRibbonPage("Innovative Search");

-- Create the search button(s)
InnovativeSearchForm.RibbonPage:CreateButton("OCLC #", GetClientImage("Search32"), "Search", "Search Catalog");
InnovativeSearchForm.RibbonPage:CreateButton("ISxN", GetClientImage("Search32"), "SearchISxN", "Search Catalog");
InnovativeSearchForm.RibbonPage:CreateButton("Title", GetClientImage("Search32"), "SearchTitle", "Search Catalog");
InnovativeSearchForm.RibbonPage:CreateButton("Author", GetClientImage("Search32"), "SearchAuthor", "Search Catalog");
--InnovativeSearchForm.RibbonPage:CreateButton("Import Info", GetClientImage("ImportData32"), "ImportInfo", "Import");

--Build the "Request" MemoEdit Box
Request = InnovativeSearchForm.Form:CreateMemoEdit("Request", "ILLiad Citation");

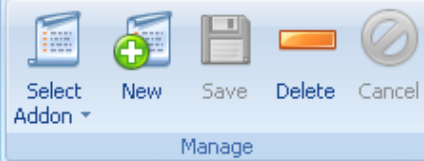
--Fill in the Fields in the "Request MemoEdit box"
local MemoString = "";

if GetFieldValue("Transaction", "RequestType") == "Loan" and GetFieldValue("Transaction", "LoanTitle") ~= "" then
    MemoString = "TITLE: " .. GetFieldValue("Transaction", "LoanTitle") .. " ";
elseif GetFieldValue("Transaction", "PhotoJournalTitle") ~= "" then
    MemoString = "JOURNAL TITLE: " .. GetFieldValue("Transaction", "PhotoJournalTitle") .. " ";
end

if GetFieldValue("Transaction", "PhotoArticleTitle") ~= "" then
    MemoString = (MemoString .. "ARTICLE TITLE: " .. GetFieldValue("Transaction", "PhotoArticleTitle") .. " \r\n");
end

if GetFieldValue("Transaction", "RequestType") == "Loan" and GetFieldValue("Transaction", "LoanAuthor") ~= "" then
    MemoString = (MemoString .. "AUTHOR: " .. GetFieldValue("Transaction", "LoanAuthor") .. " \r\n");
end

if GetFieldValue("Transaction", "PhotoJournalVolume") ~= "" then
    MemoString = (MemoString .. "VOLUME: " .. GetFieldValue("Transaction", "PhotoJournalVolume") .. " ");
end
```



- Borrowing
- Contact Information
- Doc Del
- Lending
- Odyssey
- System
 - Article Exchange
 - Billing
 - Custom Queues
 - Database Manager
 - Docline
 - E-Mail
 - General
 - Integration
 - ExternalFieldMapping
 - WebPlatformConfig

Name Electronic Delivery Reminder

Code Configuration

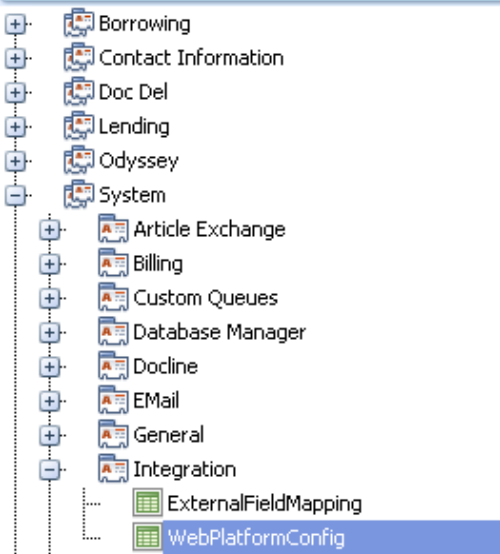
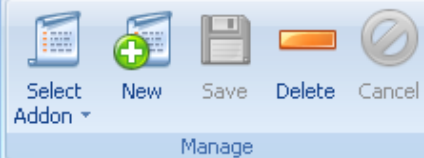
```
<Configuration>
<Name>Electronic Delivery Reminder Addon </Name>
<Author>Atlas Systems, Inc. </Author>
<Version>1.0 </Version>
<Active>>false </Active>
<Type>Server </Type>

<Description>Send another Notification Email for electronic files (PDF) not viewed </Description>

<Settings>
  <Setting name='EmailName' value='ElecDel Reminder' type='string'>
    <Description>Name of the Email template to use. </Description>
  </Setting>
  <Setting name='Days' value='5' type='string'>
    <Description>Days before file will be removed from Delivered to Web status that Reminders should begin sending. </Description>
  </Setting>
  <Setting name='EmailSubject' value='Reminder of Item Delivered to view Online' type='string'>
    <Description>E-Mail Subject line on Notification Reminder. </Description>
  </Setting>
  <Setting name='Site' value='XYZ' type='string'>
    <Description>Site code value that addon should run under, only used if SharedServerSupport is "Yes". </Description>
  </Setting>
</Settings>

<Forms/>
<Files/>
</Configuration>
```

- ILLiadWebPlatformConfig
- VersionWebPlatform
- WebPlatformConfig



- ILLiadWebPlatformConfig
- VersionWebPlatform
- WebPlatformConfig

Name Electronic Delivery Reminder

Code Configuration

```

local Settings = {};
Settings.EmailName = GetSetting("EmailName");
Settings.Days = GetSetting("Days");
Settings.EmailSubject = GetSetting("EmailSubject");
Settings.Site = GetSetting("Site");

function Init()
    ExecuteCommand("WriteSystemLog", "Initializing Electronic Delivery Reminder addon.");
    RegisterSystemEventHandler("SystemTimerElapsed", "TimerElapsed");
end

function TimerElapsed(eventArgs)
    SendEmails();
end

function SharedServerSupport()
    local connection = CreateManagedDatabaseConnection();

    connection.QueryString = "SELECT Value FROM Customization WHERE CustKey = 'SharedServerSupport' AND NVTGC = 'ILL'";
    connection.Connect();

    local value = connection:ExecuteScalar();

    connection:Disconnect();

    if (value == "Yes") then
        LogDebug("Shared Server Support enabled");
        sharedServerSupport = true;
    else
        LogDebug("Shared Server Support not enabled");
        sharedServerSupport = false;
    end
end

function SendEmails()
    local usersTable = "Users";
  
```



Some Addon Capabilities

- Link to a Catalog to Search and retrieve holdings information
 - Can be done via the web Interface or an API/webservice
- Connect to the ILLiad database or external databases to retrieve (possibly update information, dependent on permission).
- Route requests based on criteria that is more complex than normal routing.
 - Useful if matchstring length is limiting factor.
 - More SQL Tables can be accessed for building routing logic.
 - Routing based on “how long request has sat in a queue” is possible with the Server addon.



Some Addon Capabilities (cont'd)

- Send automated emails to patrons based on status of request or other trigger.
 - Send secondary notification emails for items not picked up/viewed online
- Add a request note (server addons)
- Add a record to the ESPUpdate table (server addons)
- Any combination of sending email/routing/updating request records to automate workflows can be incorporated into an addon.



- **NISO Circulation Interchange Protocol (NCIP)**
 - An interface between ILS/Circulation systems and outside systems
 - Uses services and messages to update or retrieve information from the ILS
- **Before an addon can be written (by Atlas):**
 - NCIP webservice must be in place on ILS/Circulation to allow Addon to communicate.
 - This might require additional installation and expense from your ILS vendor.
 - The ability to develop against your NCIP server
 - Your NCIP responder URL
 - An account we can use for testing
 - A few items that we can test against
 - A contact who can assist us in testing and troubleshooting
 - Access to your OPAC vendor NCIP documentation
 - Authentication credentials to be used for each catalog interaction (if required by your NCIP software)
 - Specific Agency IDs (if required by your NCIP software to identify who the NCIP messages are to and from)



Custom Addons

- Atlas can create addons based on your specifications
 - We will work with you to identify requirements and cost
 - Contact Atlas Training and Library Solutions for a quote at service@atlas-sys.com
 - Addons are delivered with a 30 day Support/Testing period



PLEASE NOTE

- Atlas and OCLC do not support either the default addons or user-created addons
 - Setup assistance is provided for the default Client Addons but not customization of the code.
- We do not provide training on how to write addons.



For More Information

ILLiad Addon Documentation

- <https://prometheus.atlas-sys.com/display/ILLiadAddons/Addons+Home+Page>

Atlas Technical Information on Addons

- <https://prometheus.atlas-sys.com/display/ILLiadAddons/ILLiad+Addon+Technical+Overview>

Lua Script Information

- <http://www.lua.org/>



ILLiad
International Conference

Do More with Addons

Questions?

Thank You

 **ATLAS SYSTEMS**
TRAINING & LIBRARY SOLUTIONS

Script sstyer - User

Home Google Search

Back Forward Stop Refresh Search

Browser Google

User Information Requests Accounts Email History Google Search Marshall Search

Google Shawn Styer

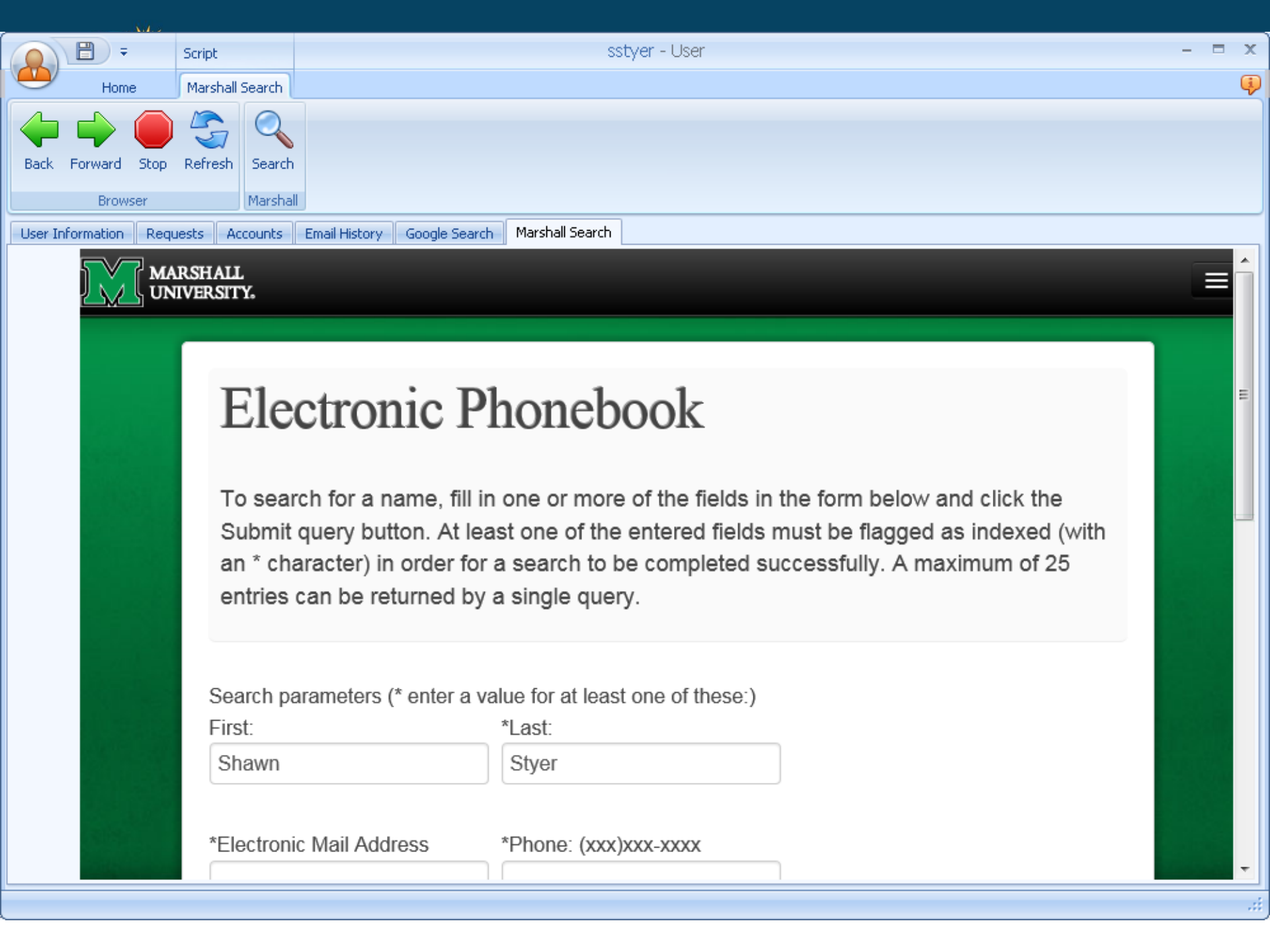
Web Images News Videos Shopping More Search tools

About 50,400 results (0.37 seconds)

Shawn Styer | Facebook
<https://www.facebook.com/shawn.styer.94> ▾
Shawn Styer is on Facebook. Join Facebook to connect with Shawn Styer and others you may know. Facebook gives people the power to share and makes the ...

Shawn Styer Profiles | Facebook
<https://www.facebook.com/public/Shawn-Styer> ▾ Facebook ▾
View the profiles of people named Shawn Styer on Facebook. Join Facebook to connect with Shawn Styer and others you may know. Facebook gives people the ...

Shawn Styer | LinkedIn
<https://www.linkedin.com/pub/shawn-styer/51/481/358>
Menomonie, Wisconsin - Central Plains Area Representative for American Jersey Cattle Association
View Shawn Styer's professional profile on LinkedIn. LinkedIn is the world's largest business network, helping professionals like Shawn Styer discover inside ...



Back Forward Stop Refresh Search

Browser

Marshall

User Information

Requests

Accounts

Email History

Google Search

Marshall Search



MARSHALL UNIVERSITY.

Electronic Phonebook

To search for a name, fill in one or more of the fields in the form below and click the Submit query button. At least one of the entered fields must be flagged as indexed (with an * character) in order for a search to be completed successfully. A maximum of 25 entries can be returned by a single query.

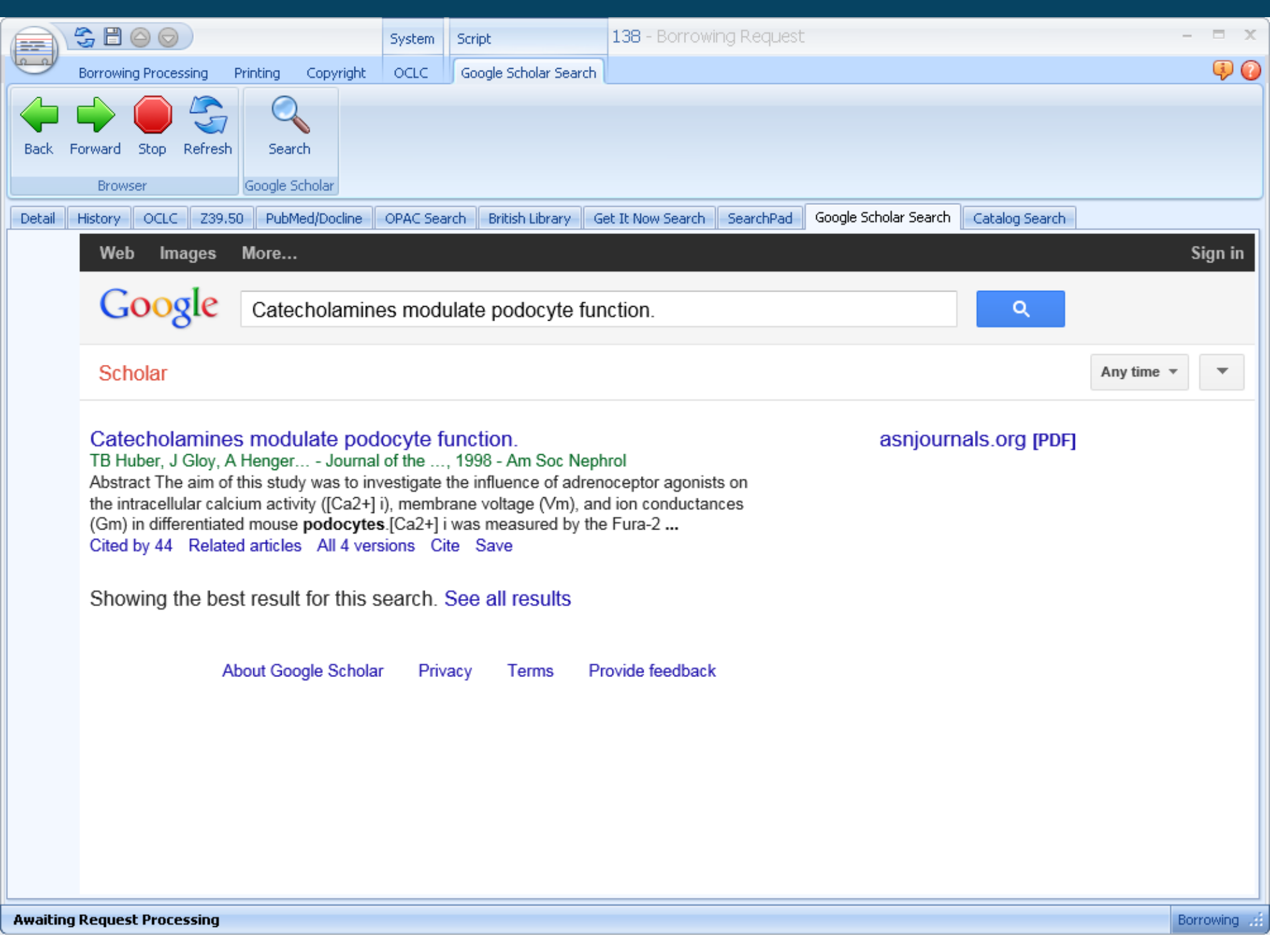
Search parameters (* enter a value for at least one of these:)

First:

*Last:

*Electronic Mail Address

*Phone: (xxx)xxx-xxxx



Browser navigation controls: Back, Forward, Stop, Refresh, Search, Google Scholar



Catecholamines modulate podocyte function.



Scholar

Any time

Catecholamines modulate podocyte function.

asnjournals.org [PDF]

TB Huber, J Gloy, A Henger... - Journal of the ..., 1998 - Am Soc Nephrol

Abstract The aim of this study was to investigate the influence of adrenoceptor agonists on the intracellular calcium activity ([Ca²⁺]_i), membrane voltage (V_m), and ion conductances (G_m) in differentiated mouse **podocytes**. [Ca²⁺]_i was measured by the Fura-2 ...

Cited by 44 Related articles All 4 versions Cite Save

Showing the best result for this search. See all results



Back



Forward



Stop



Refresh

Search
KeywordSearch
TitleImport
Info

OPAC

Browser

SlipperyRock University of Pennsylvania

BaileyLibrary**RockSolid
Research**[Ask a Librarian](#) • [Library Hours](#) • [Renew Books](#)[New Search](#) | [Headings](#) | [Results](#) | [Search History](#) | [Acct Info](#) | [Request](#) | [Login](#) | [Exit](#) | [Help](#)

Database Name: Slippery Rock University

Search Request: Simple Search = Journal of the American Society of Nephrology

Search Results: Displaying 1 of 1 entries



Full View

Brief View

Table of Contents

Linked Resources

Staff View

Journal of the American Society of Nephrology**Web Link:** Full text available from PubMed Central: 2008 to 1 year ago**Cover Image:** No cover image found**Database:** Slippery Rock University**Location:** Online Resource: Electronic Journal**Call Number:** RC902.A1 (Online) → Text me this call number**Number of Items:**

System British Library 138 - Borrowing Request

Borrowing Processing Printing Copyright OCLC British Library

Back Forward Stop Refresh

Initiate IFM Payment Approve IFM Payment Retry IFM Payment

Browser British Library Manual Action

Detail History OCLC Z39.50 PubMed/Docline OPAC Search British Library Get It Now Search SearchPad Google Scholar Search Catalog Search

IFM Billing

IFM Status: Waiting for IFM initiation

IFM Charges:

To initiate payment via IFM, click button above.

British Library Item Details

UIN: ETOCRN040623577

Citation:

Title: Journal of the American Society of Nephrology.
 ISSN: 1046-6673
 Publisher: WILLIAMS & WILKINS

British Library Order

Availability

Format	Speed	Quality	Price
Encrypted Download	2 Hours	Standard	40.05 USD
Encrypted Download	2 Hours	High	84.75 USD
Encrypted Download	24 Hours	Standard	26.25 USD
Encrypted Download	24 Hours	High	70.35 USD
Encrypted Download	4 Days	Standard	15.38 USD
Encrypted Download	4 Days	High	43.80 USD
Unencrypted Download	2 Hours	Standard	40.05 USD
Unencrypted Download	2 Hours	High	84.75 USD
Unencrypted Download	24 Hours	Standard	26.25 USD
Unencrypted Download	24 Hours	High	70.35 USD
Unencrypted Download	4 Days	Standard	15.38 USD
Unencrypted Download	4 Days	High	43.80 USD
Paper	2 Hours	Standard	43.12 USD
Paper	2 Hours	High	87.90 USD
Paper	24 Hours	Standard	29.25 USD
Paper	24 Hours	High	73.58 USD
Paper	4 Days	Standard	18.45 USD
Paper	4 Days	High	46.95 USD

Borrowing Processing

Printing

Copyright

System

Script

OCLC

Get It Now Citation



Back



Forward



Stop



Refresh

Browser

Initiate
IFM PaymentApprove IFM
Payment

Get It Now Search

Retry IFM
Payment

Manual Action

Detail

History

OCLC

Z39.50

PubMed/Docline

OPAC Search

British Library

Get It Now Search

SearchPad

Google Scholar Search

Catalog Search

IFM Billing

IFM Status

To initiate payment via IFM, click button above.

IFM Charges

Copyright Clearance Center - Get It Now

Get It Now CCC Ken University



Title: Catecholamines modulate podocyte function.

Author: T B Huber, J Gloy, A Henger, P Schollmeyer, R Greger, P Mundel, and H Pavenstädt

Publication: Clinical journal of the American Society of Nephrology

Publisher: American Society of Nephrology

Date: 1998

Copyright © American Society of Nephrology

Get It Now Price: \$36.00

Browser navigation and search tools:

- Back (green left arrow)
- Forward (green right arrow)
- Stop (red octagon)
- Refresh (blue circular arrows)
- Home (magnifying glass icon)
- Login to FirstSearch (magnifying glass icon)
- Login to BNM (magnifying glass icon)
- Amazon Search (magnifying glass icon)
- Google Search (magnifying glass icon)
- Proquest Search (magnifying glass icon)



Rensselaerville Library

Preserving a historical gathering place
 Promoting a life-long love of learning
 Fostering personal connections

- [Home](#)
- [About](#)
- [Programs/ Events](#)
- [Calendar](#)
- [Community](#)
- [Support](#)
- [Contact](#)

Tax Season is Here- File for Free!

[Search the Catalog](#)

March 11 and 18

[Donate](#)



Back Forward Stop Refresh



OCLC # ISxN Title Author

Browser

Search Catalog

TITLE: Gone with the wind AUTHOR: margaret mitchell
 PUBLISHER: PLACE: DATE: EDITION:

Limit search to available items

Record: [Previous](#)[Next](#)**Author** Mitchell, Margaret, 1900-1949**Title** Gone with the wind

LOCATION	CALL NO.	STATUS	
Book Collection. New Building Third Floor	PZ3.M69484 Go36 c.2	NOT CHECKED OUT	Import
Ask @ Special Collections - Guymon Mystery	813.5 M682g, 1975	LIB. USE ONLY	Import

Link to this record:

<http://oasys.lib.oxy.edu/record=b1119290~S0>[Send via Text Message](#)**Publisher/Distributor** New York : Macmillan, 1975, c1936**Edition** Anniversary ed. / with an introduction by James A. Michener**Physical Description** xii, 947 p. ; 25 cm**Not Available @ OXY ?**[Try Link+](#)

Scan this QR Code to
 Mobile Device for Book
 Title, Call Number,
 Location

