



ILLiad

International Conference

ILLiad to Go! Your Mobile Web

Dan Moore, TLS Coordinator



Dan Moore

dmoore@atlas-sys.com

757-467-7872 ext. #228

Agenda



The Mobile Web

Introduction

What does it look like?

How does it work?

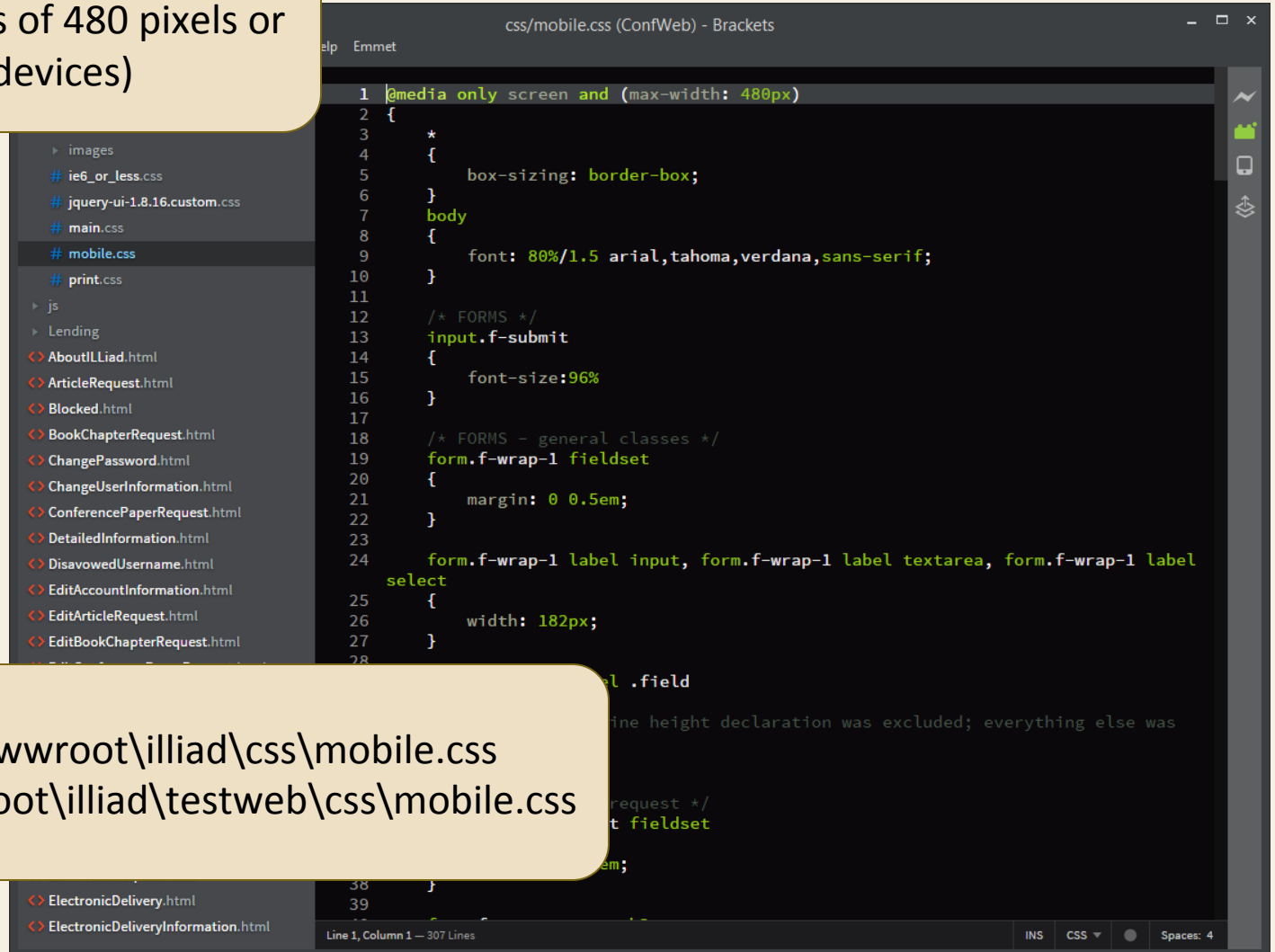
What customizations are possible?

Web Editing Tools

Q & A

Introduction

A Media Query (@media) that only affects screen sizes of 480 pixels or less (most mobile devices)



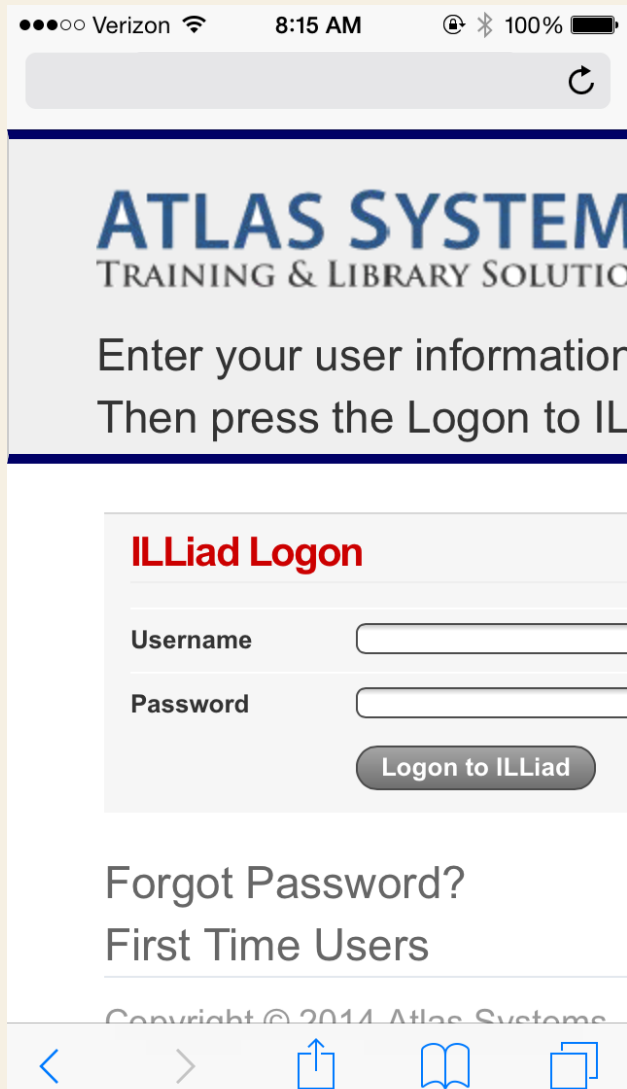
The screenshot shows a code editor with a file explorer on the left and a code editor on the right. The file explorer shows a list of files and folders, including 'images', 'ie6_or_less.css', 'jquery-ui-1.8.16.custom.css', 'main.css', 'mobile.css', 'print.css', 'js', 'Lending', and several HTML files. The code editor shows the following CSS code:

```
1 @media only screen and (max-width: 480px)
2 {
3     *
4     {
5         box-sizing: border-box;
6     }
7     body
8     {
9         font: 80%/1.5 arial,tahoma,verdana,sans-serif;
10    }
11
12    /* FORMS */
13    input.f-submit
14    {
15        font-size:96%
16    }
17
18    /* FORMS - general classes */
19    form.f-wrap-1 fieldset
20    {
21        margin: 0 0.5em;
22    }
23
24    form.f-wrap-1 label input, form.f-wrap-1 label textarea, form.f-wrap-1 label
25    select
26    {
27        width: 182px;
28
29
30    }
31
32    .field
33
34    line height declaration was excluded; everything else was
35
36    request */
37    t fieldset
38
39
40
41
42
43
44
45
46
47
48
49
50
51
52
53
54
55
56
57
58
59
60
61
62
63
64
65
66
67
68
69
70
71
72
73
74
75
76
77
78
79
80
81
82
83
84
85
86
87
88
89
90
91
92
93
94
95
96
97
98
99
100
```

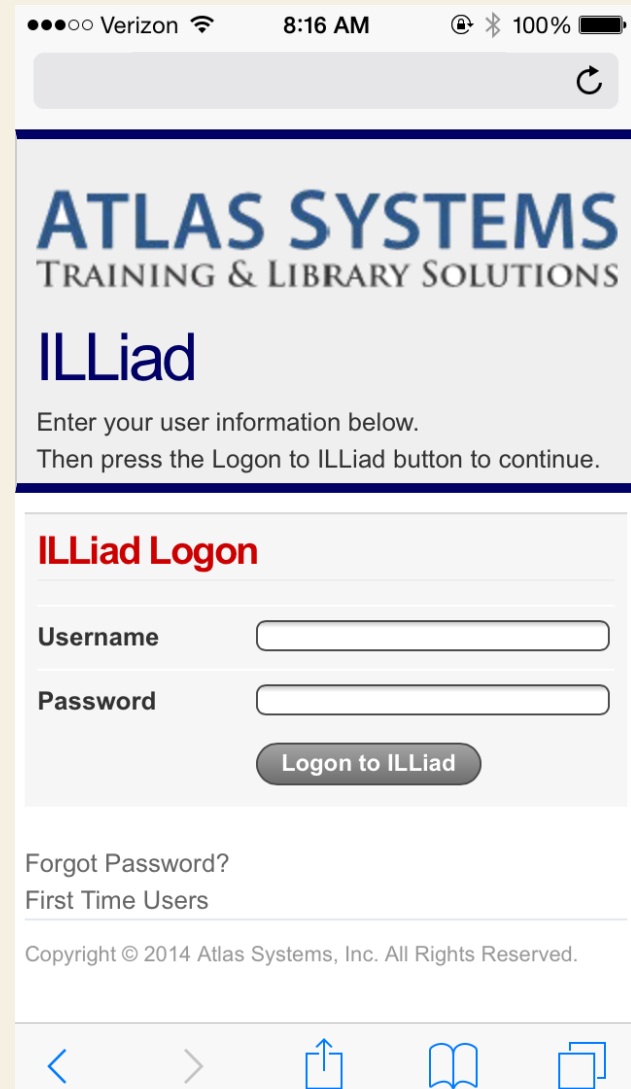
C:\inetpub\wwwroot\illiad\css\mobile.css
C:\inetpub\wwwroot\illiad\testweb\css\mobile.css

Introduction

Without Mobile.css -



With Mobile.css -



Introduction

ATLAS SYSTEMS

TRAINING & LIBRARY SOLUTIONS ILLiad

Search
 Active All

Choose an option from the choices below.

- **Logoff dmoore**
- **Main Menu**
- **New Request**
 - Article
 - Book
 - Book Chapter
 - Conference Paper
 - Patent
 - Report
 - Thesis
 - Standards Document
- **View**
 - Electronically Received Articles
 - Checked Out / Renew Items
 - All Requests
 - Notifications
- **Tools**
 - Change User Information
 - Change Password
- **About ILLiad**
- **FAQs**

Outstanding Requests				
Transaction	Type	Title	Author	Status
86	Book	Test	Booky McBookerson	Awaiting Request Processing
88	Article	article test: article test - new change!		Awaiting Copyright Clearance
97	Book Chapter	Test Chapter:		Awaiting Copyright Clearance
100	Conference	Test Conference Request:		Awaiting Copyright Clearance
101	Patent	Test Patent Request		Awaiting Copyright Clearance
102	Report	Test Report	Reporty McReporterson	Awaiting Request Processing
103	Thesis	A Thesis of Theses: How Much Thesis is Too Much?		Awaiting Request Processing
104	Standards	Standards of Standards -12/4		Awaiting Copyright Clearance

Copyright © 2011 Atlas Systems, Inc. All Rights Reserved.

Subscribe to Alerts Feed

No Alerts

iPhone 5

Verizon
9:21 AM
100%

←

2
⋮

ATLAS SYSTEMS

TRAINING & LIBRARY SOLUTIONS

ILLiad

Choose an option from the choices below.

Logoff dmoore

Main Menu

New Request

- Article
- Book
- Book Chapter
- Conference Paper
- Patent
- Report
- Thesis
- Standards Document

View

Desktop (Chrome)

How It Works



Mobile.css is a special set of styling rules that only apply to **screen sizes** less than **480 pixels**; they are **not** a separate set of pages.

Customizations to mobile display exist in one file: **mobile.css**. Edit once, then done.*

However, not all devices display the same . . .

How It Works

<http://slides.com/html5test/the-android-browser#/>

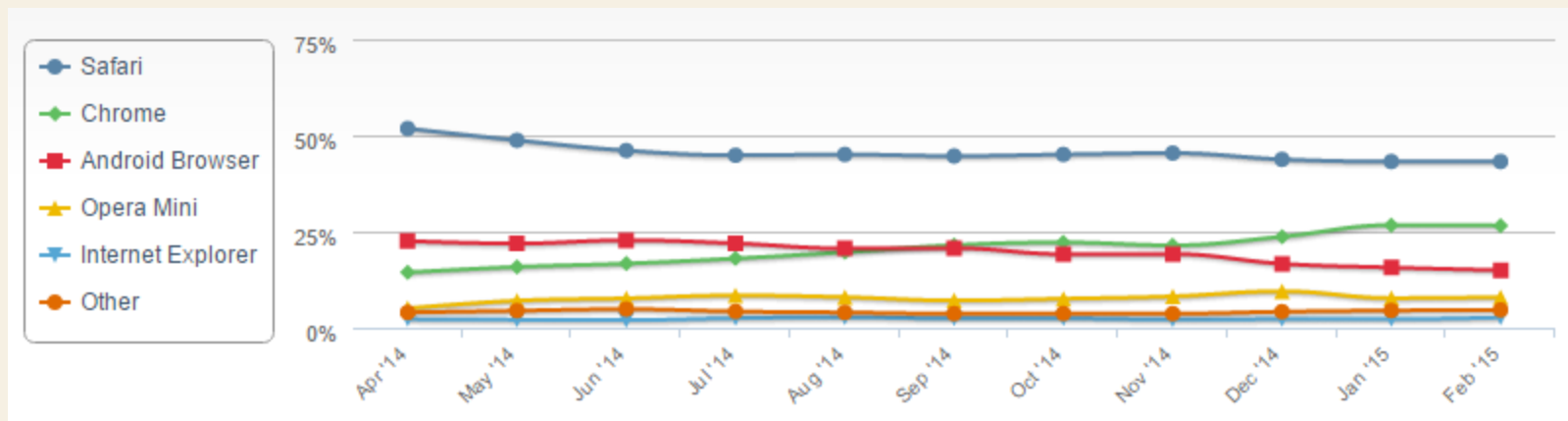
1. Chromium 3X WebView \neq Google Chrome
2. Device makers modify WebView (Samsung Chromium vs. HTC Chromium)
3. Non-Android Browsers (iOS, Other)

-webkit- : Android, Chrome, iOS, Safari

-moz- : Firefox

-ms- : Internet Explorer

-o- : Opera



Source: NetMarketShare.com

How It Works

So . . . What do you do?

Ensure Functionality

How It Works

Media-dependent Style Sheets

Media Types

What type of device
(or media) page will
be displayed on

```
<link rel="stylesheet"  
type="text/css" href="css/  
print.css" media="print" />
```

Media Queries

An Expression
evaluating media
and a feature

```
<link rel="stylesheet"  
type="text/css" href="css/  
mobile.css" media="only screen  
and (max-device-width:  
480px)" />
```

How It Works

Media Query Logical Expression

In HTML:

```
<link rel="stylesheet" type="text/css" href="css/mobile.css" media="only screen and (max-device-width: 480px)" />
```

In CSS:

```
@media only screen and (max-width: 480px)
```



Media Type



Media Feature

How It Works

Implementing mobile.css:

1. Ensure you have mobile.css file in `C:\inetpub\wwwroot\illiad\css`
2. Add `<link rel="stylesheet" type="text/css" href="css/mobile.css" media="only screen and (max-device-width: 480px)" />` in the `<head>` element on:
 1. ElectronicDeliveryInformation.html
 2. FAQ.html
 3. **Include_head.html**
 4. Logon.html



```
<head>
<meta http-equiv="Pragma" content="no-cache">
<title>ILLiad Logon</title>
<meta name="viewport" content="width=device-width, initial-scale=1.0,
minimum-scale=1.0, maximum-scale=1.0" />
<meta name="apple-mobile-web-app-capable" content="yes" />
<meta name="apple-mobile-web-app-status-bar-style" content="default" />
<link rel="stylesheet" type="text/css" href="css/main.css"/>
<link rel="stylesheet" type="text/css" href="css/mobile.css" media="only
screen and (max-device-width: 480px)" />
<link rel="stylesheet" type="text/css" href="css/print.css" media="print" />
<link rel="apple-touch-icon" href="iphone-icon.png" />
<!--[if lte IE 6]>
<link rel="stylesheet" type="text/css" href="css/ie6_or_less.css" />
<![endif]-->
</head>
```

How It Works



Or, download the default 8.5 web pages:

[https://prometheus.atlas-sys.com/display/illiad/
ILLiad+8.5+Downloads](https://prometheus.atlas-sys.com/display/illiad/ILLiad+8.5+Downloads)

How It Works

Possibilities Abound!

```
media_query_list: <media_query> [, <media_query> ]*
```

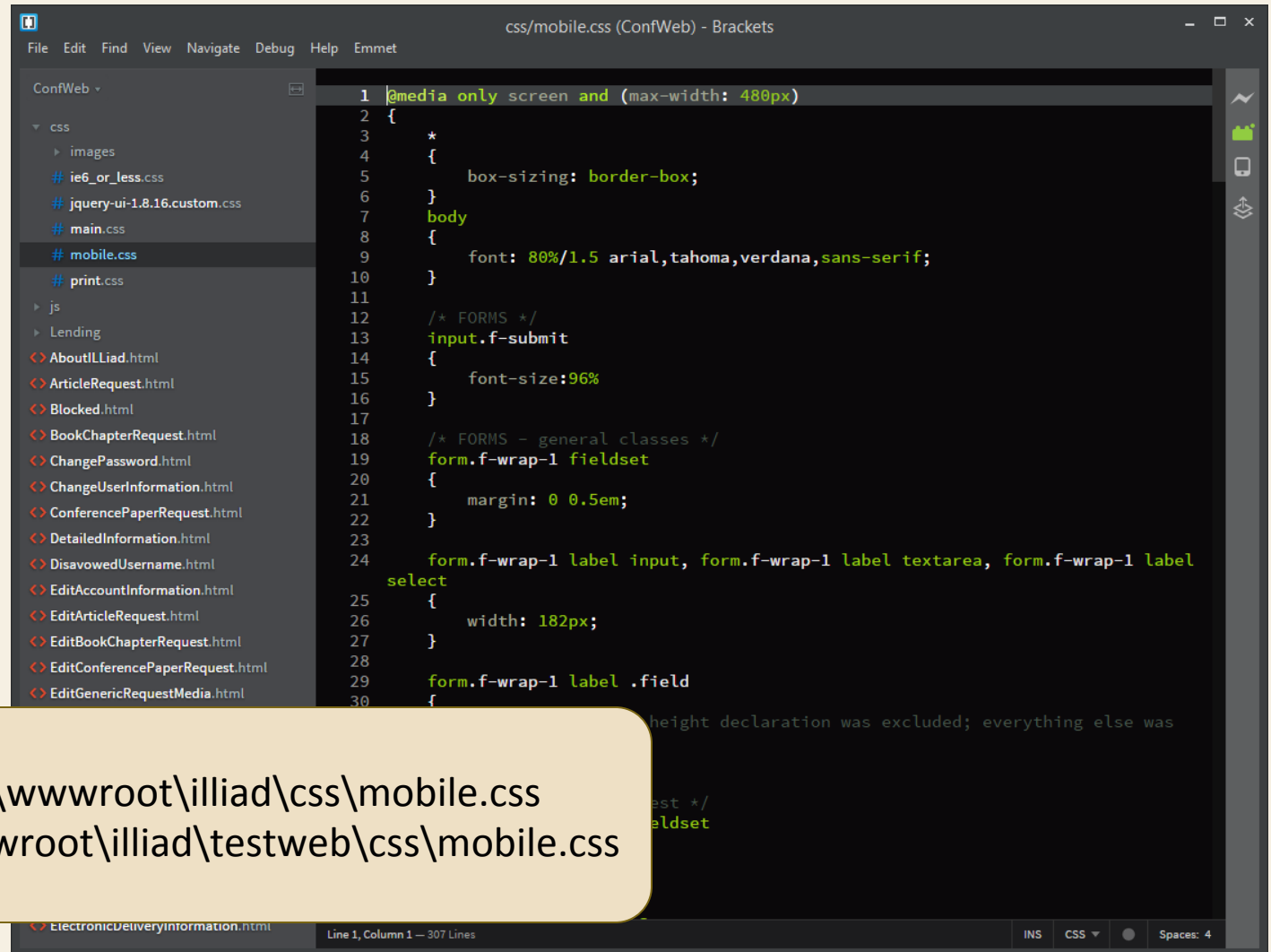
```
media_query: [[only | not]? <media_type> [ and <expression> ]*  
| <expression> [ and <expression> ]*
```

```
expression: ( <media_feature> [: <value>]? )
```

```
media_type: all | aural | braille | handheld | print |  
projection | screen | tty | tv | embossed
```

```
media_feature: width | min-width | max-width  
| height | min-height | max-height  
| device-width | min-device-width | max-device-width  
| device-height | min-device-height | max-device-height  
| aspect-ratio | min-aspect-ratio | max-aspect-ratio  
| device-aspect-ratio | min-device-aspect-ratio | max-device-aspect-ratio  
| color | min-color | max-color  
| color-index | min-color-index | max-color-index  
| monochrome | min-monochrome | max-monochrome  
| resolution | min-resolution | max-resolution  
| orientation | scan | grid
```

Customizations



```
css/mobile.css (ConfWeb) - Brackets
File Edit Find View Navigate Debug Help Emmet
ConfWeb
  css
    images
    # ie6_or_less.css
    # jquery-ui-1.8.16.custom.css
    # main.css
    # mobile.css
    # print.css
  js
  Lending
  <> AboutLLiad.html
  <> ArticleRequest.html
  <> Blocked.html
  <> BookChapterRequest.html
  <> ChangePassword.html
  <> ChangeUserInformation.html
  <> ConferencePaperRequest.html
  <> DetailedInformation.html
  <> DisavowedUsername.html
  <> EditAccountInformation.html
  <> EditArticleRequest.html
  <> EditBookChapterRequest.html
  <> EditConferencePaperRequest.html
  <> EditGenericRequestMedia.html
  <> ElectronicDeliveryInformation.html

1 @media only screen and (max-width: 480px)
2 {
3   *
4   {
5     box-sizing: border-box;
6   }
7   body
8   {
9     font: 80%/1.5 arial,tahoma,verdana,sans-serif;
10  }
11
12  /* FORMS */
13  input.f-submit
14  {
15    font-size:96%
16  }
17
18  /* FORMS - general classes */
19  form.f-wrap-1 fieldset
20  {
21    margin: 0 0.5em;
22  }
23
24  form.f-wrap-1 label input, form.f-wrap-1 label textarea, form.f-wrap-1 label
25  select
26  {
27    width: 182px;
28  }
29  form.f-wrap-1 label .field
30  {
31    height declaration was excluded; everything else was
32  }
33  /* FORMS - general classes */
34  form.f-wrap-1 fieldset
35  {
36  }
37  }
38  }
39  }
40  }
41  }
42  }
43  }
44  }
45  }
46  }
47  }
48  }
49  }
50  }
51  }
52  }
53  }
54  }
55  }
56  }
57  }
58  }
59  }
60  }
61  }
62  }
63  }
64  }
65  }
66  }
67  }
68  }
69  }
70  }
71  }
72  }
73  }
74  }
75  }
76  }
77  }
78  }
79  }
80  }
81  }
82  }
83  }
84  }
85  }
86  }
87  }
88  }
89  }
90  }
91  }
92  }
93  }
94  }
95  }
96  }
97  }
98  }
99  }
100 }
```

C:\inetpub\wwwroot\illiad\css\mobile.css
C:\inetpub\wwwroot\illiad\testweb\css\mobile.css

Customizations



Accessing your (hosted) ILLiad Pages

FTP Access for hosted servers

Access is restricted by IP Address

Use Internet Explorer or FileZilla

Please work with OCLC to set up access to your server.

Customizations

The screenshot shows the FileZilla interface with the following components:

- Hosted information:** A callout pointing to the Quickconnect dropdown menu in the top toolbar.
- Your drive/files:** A callout pointing to the local site view on the left, which shows a tree structure of folders including 'CRM 2013 Project', 'TLS - Important Files, Notes, etc', 'Video Training Library', and 'Web Edits'.
- Create directory:** A callout pointing to a folder icon in the local site view.
- OCLC-hosted ILLiad Directory:** A callout pointing to the 'illiad' folder in the remote site view.

The interface also displays a status bar at the bottom with the text: **Queued files (67) Failed transfers Successful transfers** and a system tray icon showing **Queue: 424.5 KiB**.

Customizations



Tips and Tricks . . .

Your mobile pages don't have to be identical to your desktop pages.

Customizations

Article Request Form – Desktop

Article Request

* Indicates required field

Enter information below and press the Submit Information button to send.

Describe the item you want

* Title (Journal, Conference Proceedings, Anthology) <small>Please do not abbreviate unless your citation is abbreviated</small>	<input type="text"/>
Volume	<input type="text"/>
Issue Number or Designation	<input type="text"/>
Month	<input type="text"/>
* Year	<input type="text"/>
Inclusive Pages	<input type="text"/>
ISSN/ISBN (International Standard Serial/Book Number) <small>If given will speed request processing</small>	<input type="text"/>
Call Number	<input type="text"/>
OCLC or Docline UI Number	<input type="text"/>
Article Author	<input type="text"/>
* Article Title	<input type="text"/>
* Not Wanted After Date <small>(MM/DD/YYYY)</small>	<input type="text" value="03/15/2016"/>
Will you accept the item in a language other than English? <small>If yes, specify acceptable languages in the notes field.</small>	Yes <input type="button" value="v"/>
Notes <small>Put any information here that may help us find the item, as well as any other pertinent information.</small>	<input type="text"/>

Where did you learn about this item?

Where did you find this item cited? <small>Examples are Dissertation Abstracts, Dialog (specify which database), or a specific journal or book.</small>	<input type="text"/>
Date of the work that cited the item.	<input type="text"/>
Volume number of the work that cited the item.	<input type="text"/>

Customizations

Article Request Form – Default Mobile Styling

ATLAS SYSTEMS
TRAINING & LIBRARY SOLUTIONS
ILLiad

Article Request

Enter information below and press the Submit Information button to send.

Describe the item you want

* Title (Journal, Conference Proceedings, Anthology)
Please do not abbreviate unless your citation is abbreviated

Volume

Issue Number or Designation

Month

* Year

Inclusive Pages

ISSN/ISBN (International Standard Serial/Book Number)
If given will speed request processing

If given will speed request processing

Call Number

OCLC or Docline UI Number

Article Author

* Article Title

* Not Wanted After Date
(MM/DD/YYYY)

Will you accept the item in a language other than English?
If yes, specify acceptable languages in the notes field.

Notes
Put any information here that may help us find the item, as well as any other pertinent information.

Where did you learn about this item?

Where did you find this item cited?
Examples are Dissertation Abstracts, Dialog (specify which database), or a specific journal or book.

Date of the work that cited the item.

Volume number of the work that cited the item.

Pages where the item is cited.

Submit Request

Copyright © 2011 Atlas Systems, Inc. All Rights Reserved.

Customizations

Article Request Form – Mobile (Testweb)

Article Request

Enter information below and press the Submit Information button to send.

Describe the item you want

* Title (Journal, Conference Proceedings, Anthology)

Please do not abbreviate unless your citation is abbreviated

* Year

* Article Title

* Not Wanted After Date

(MM/DD/YYYY)

03/15/2016

Submit Request

Customizations

```
form[name=ArticleRequest] label[for=ISSN] { display: none; }
form[name=ArticleRequest] label[for=PhotoJournalVolume] { display: none; }
form[name=ArticleRequest] label[for=PhotoJournalIssue] { display: none; }
form[name=ArticleRequest] label[for=PhotoJournalMonth] { display: none; }
form[name=ArticleRequest] label[for=PhotoJournalInclusivePages] { display: none; }
form[name=ArticleRequest] label[for=CallNumber] { display: none; }
form[name=ArticleRequest] label[for=ESPNumber] { display: none; }
form[name=ArticleRequest] label[for=PhotoArticleAuthor] { display: none; }
form[name=ArticleRequest] label[for=AcceptNonEnglish] { display: none; }
form[name=ArticleRequest] label[for=Notes] { display: none; }
form[name=ArticleRequest] h2.RequestCited { display: none; }
form[name=ArticleRequest] label[for=CitedIn] { display: none; }
form[name=ArticleRequest] label[for=CitedDate] { display: none; }
form[name=ArticleRequest] label[for=CitedVolume] { display: none; }
form[name=ArticleRequest] label[for=CitedPages] { display: none; }
```

Web Tools



What you need to edit web files:

1. Access to your server (FTP or Local)
2. A non-Notepad Text Editor
 - Notepad++
 - Brackets
 - SublimeText
3. TestWeb
4. W3C Resources; or, any other popular CSS guides

Web Tools



But how to test?

You could upload your new HTML/CSS edits to your testweb directory and use your own mobile device to test it out, but that's not ideal.

Web Tools



Firefox Developer Edition

<https://www.mozilla.org/en-US/firefox/developer/>

Inspector Mode – live-edit style rules!

Responsive Design Mode – emulate a mobile browser!

Web Tools

The screenshot shows a web browser window with the following details:

- Browser Tab:** ILLiad - Article Request
- Address Bar:** sns-alpha.cloudapp.net/illiad/testweb/illiad.dll?Action=10&Form=22
- Navigation:** Back, Forward, Search, Home, Refresh, Print, and Menu icons.
- Page Header:** ILLiad Logon, ILLiad Testweb, and Projects links. The main header features the ATLAS SYSTEMS logo and the text "TRAINING & LIBRARY SOLUTIONS ILLiad".
- Search:** A search box with a "Search" button and radio buttons for "Active" (selected) and "All".
- Left Navigation Menu:**
 - Logoff dmoore
 - Main Menu
 - New Request
 - Article
 - Book
 - Book Chapter
 - Conference Paper
 - Patent
 - Report
 - Thesis
 - Standards Document
 - View
 - Electronically Received Articles
 - Checked Out / Renew Items
 - All Requests
 - Notifications
 - Tools
 - Change User Information
 - Change Password
 - About ILLiad
 - FAQs
- Main Content Area:**
 - Article Request** (Section Header)
 - * Indicates required field** (Legend)
 - Enter information below and press the Submit Information button to send.
 - Describe the item you want** (Section Header)
 - *Title (Journal, Conference Proceedings, Anthology)** (Text input field with a note: "Please do not abbreviate unless your citation is abbreviated")
 - Volume** (Text input field)
 - Issue Number or Designation** (Text input field)
 - Month** (Text input field)
 - *Year** (Text input field)
 - Inclusive Pages** (Text input field)
 - ISSN/ISBN (International Standard Serial/Book Number)** (Text input field with a note: "If given will speed request processing")
 - Call Number** (Text input field)
 - OCLC or Docline UI Number** (Text input field)
 - Article Author** (Text input field)
 - * Article Title** (Text input field)



Questions?

Dan Moore

dmoore@atlas-sys.com

757-467-7872 ext. #228