



Aeon Reports Workshop

Presenters: Katie Gillespie and Genie Powell

Who are we?

Katie Gillespie – Aeon Specialist

- Implementation and training for Aeon

Genie Powell – Chief Customer Officer

- Product owner for ILLiad, Ares, and Aeon

Why are we talking about reports?

- Reports provide statistics and show trends
- Show frequently used collections, visit data, and activity statistics

Why is this important?

- Reporting to ARL, ALA, and other organizations
- Statistics for annual reports
- Support financial needs
- Grant funding
- Inform collection development

Aeon Database Overview

- The Aeon database houses all data about your Aeon instance
- Built using Microsoft SQL Server
- All information about users and requests are stored in the database
 - includes customization information for setting up Aeon

Aeon Key Database tables

- Users Table – contains all researchers that have registered in Aeon (regardless of whether or not they have placed any requests)
- Transactions Table – all requests placed by or for researchers, either through the web or staff client
- Tracking Table – logs each time a request changes to a new status; there will typically be multiple entries per transaction
- History Table – more detailed information about each transaction; both status changes and other system actions
- Notes Table – contains all notes about a request (there can be multiple notes per request)
- Activities Table – contains information about scheduled activities

<https://prometheus.atlas-sys.com/display/aeon/Key+Aeon+Data+Tables>

Aeon Basic Reports

- Available to each hosted site
- Self-hosted sites can host reports with Atlas (free) or self-host reports
- Basic reports provide statistics about users, visits, transactions, and activities
- Reports can be run against all Aeon servers regardless of whether they are single, shared, or have multiple reading rooms configured

Aeon Basic Reports

- **Characteristics of All Users** – number and characteristics of users who were signed in during a given period
- **Characteristics of New Users** – number and characteristics of first-time users who were signed in during a given period
- **Visits Per Day** – counts the number of distinct users signed in by day and total number of visits
- **Visitors by Day** – reports who visited on a given day and displays the names of signed in users
- **Visit Length** – total number of hours each patron was signed in each day, total number of patrons visits to the reading room, and length of average visit
- **Visitors by Time** – average number of visitors signed into the reading room at a particular time of day over a selected time period
- **Items Checked Out by Day** – total number of items checked out in the reading room by day
- **Frequency of Circulation** – total number of requests that resulted in checkouts for each item requested during a period of time (ex: *Nature* was checked out 3 times in 1 month)
- **Characteristics of all Activities** – number and characteristics of all Activities that began during a given time

Aeon Basic Reports

Access

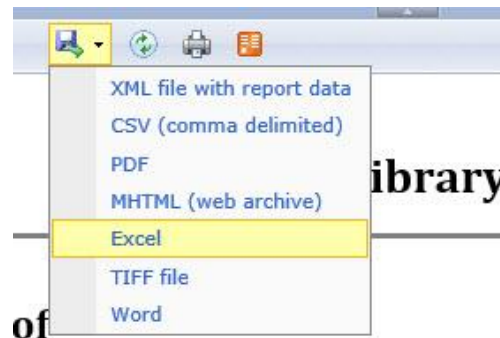
- <https://sqlreports3.atlas-sys.com/Reports/>
- Credentials are unique to each Aeon site

Use

- Populate report with desired parameters

The screenshot shows a web-based report generation interface. It includes several input fields and dropdown menus for filtering data. The fields are: Begin Date (4/1/2016), End Date (5/6/2016), Transaction Grouping (Location), Users Status (Graduate, MARBL Staff, Research), Minimum Frequency Count (with a checked NULL checkbox), Transaction Types (Activity and Reading Room Requests), and Sites (N/A). A 'View Report' button is located on the right side of the form.

- Print or export as needed



Aeon Basic Reports

Transaction Report - Frequency of Circulation

Report Information: This report counts distinct transactions checked out (not individual check outs) from N/A between 6/1/2015 and 6/15/2016 and groups them by Title. Transactions have been included for users of the following statuses: , Alum, Faculty, General Public, Graduate, Independent Researcher, Staff, Undergraduate and for Reading Room Requests. Report generated on 6/15/2016.

Title	# of Requests
A Full and Complete Description of the Covington and Cincinnati Suspension Bridge	1
A Guide to the Baylor Family Papers	1
A Guide to the Papers of the Twin Oaks Community 1969-1987; A Guide to the Papers of the Twin Oaks Community 1969-1987	1
Browning Family Collection 1816-1935	1

SSRS Reporting

- SQL Server Reporting Services (SSRS) is a server-based report generating software system
 - Used to produce and deliver a variety of interactive and printed reports
 - Report Builder and Report Manager
 - Use Report Builder to create your reports
 - run locally using the connection to your database
 - Save or upload your reports to the Report Manager
 - resides on the report server
 - run and manage them from there

SSRS Reporting

- The data source is the connection to your database
 - All reports must have a data source entry
- Datasets are the saved queries that have been created for a saved report based off of the data source
- Configure data source and dataset information for each report
 - Report Builder comes with a built in library of information to assist you with creating reports

SSRS Reporting

Visit Report - Visits Per Day - Microsoft SQL Server Report Builder

Home Insert View

Run Paste

Cambria 18 1 pt Default

Merge Split Align Layout

Report Data

New Edit...

Built-in Fields

Parameters

Images

Data Sources

MarilynTestAeon

MyDataSource

Datasets

LibraryInfo

- Type
- SystemName
- SystemURL
- InstitutionName
- LibraryName
- GeneralContactNa
- GeneralPhone
- GeneralEMailAddr
- GeneralAddress1
- GeneralAddress2
- GeneralCity
- GeneralState
- GeneralZip
- GeneralFax
- GeneralHours
- GeneralCountry

«Expr»

«Expr»

	«Expr»	Total
«Expr»	it(Users_UserN: Jsers_User	
«Expr»	it(Users_UserN: Jsers_User	
Total	it(Users_UserN: Jsers_User	


Allow users to specify what information they want to display in the report

Queries what you want to include in the report – pulls from existing data in Aeon (set by Data Source)

	«Expr»	Total
«Expr»	it(Users_UserN: Jsers_User	
«Expr»	it(Users_UserN: Jsers_User	
Total	it(Users_UserN: Jsers_User	

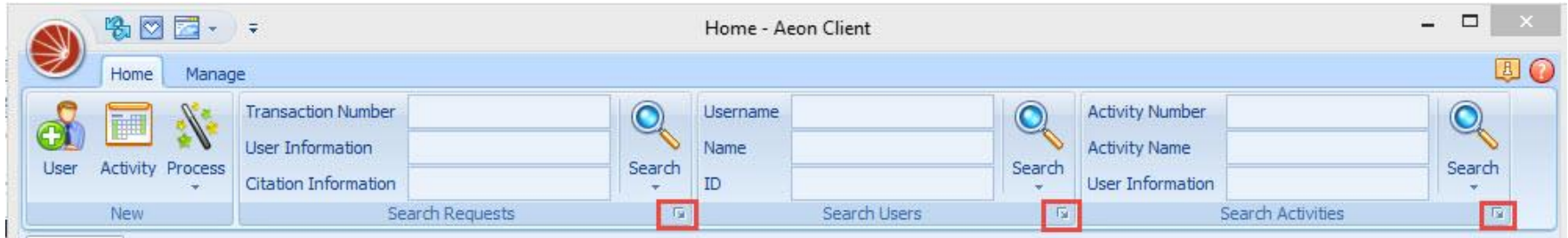
SSRS Reporting

- Use SQL Queries or Expressions in Report Builder to display desired data
- Functions in Report Builder:
 - Group: organizes a view of a report dataset
 - Has a name and a set of group expressions
 - On run, group expressions are combined to display desired data
 - Filter: tests data for inclusion or exclusion based on a comparison
 - Applied to data in a report after the data is retrieved from a data connection
 - Sort: controls the order in which data appears in a data region



<http://giphy.com/gifs/adam-scott-party-down-1201LYm3jvu3Yc>

Other Ways to Look at Data: Custom Searching



Other Ways to Look at Data: Custom Searching

Print Requests Button – Allows you to print request information directly from the search tab. Note: This button works with PrintRequestLoan.doc and PrintRequestCopy.doc, NOT PrintCallslipLoan.doc or PrintCallslipCopy.doc



Parameters Group – The Parameters group contains the options for conducting your search. The Clear button will clear all search criteria. The Preview button allows you to see your search query.

Searches Group – The Searches group allows you to manage your searches by giving them descriptions, saving them, and loading saved searches.

Other Ways to Look at Data: Custom Searching



Other Ways to Look at Data: Custom Searching




Home Custom Request Search X

And

- [Transactions.Creation Date] Is between 4/1/2012 and 4/30/2012
- [Transactions.Location] Equals Vault
- [Transactions.TransactionStatus] Equals Request Finished

Search for event requests for manuscript materials



Home Custom Request Search X

And

- [Events.Event Type] Equals Class
- [Transactions.DocumentType] Equals manuscript

Search for materials sent to conservation (queue 32 – In Conservation) this calendar year



Home Custom Request Search X

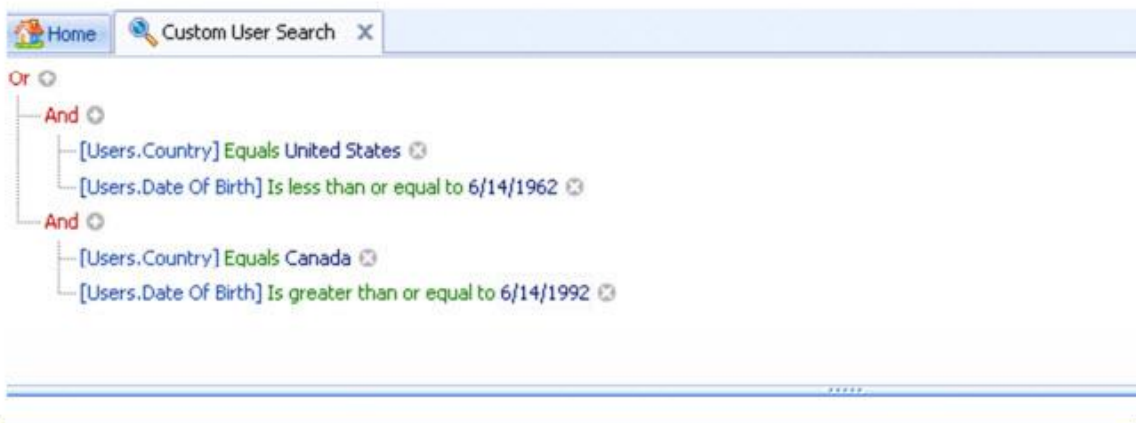
And

- [Tracking.Changed To] Equals 32
- [Tracking.Changed Date] Is greater than or equal to 1/1/2012

Note: When referring to tracking table data, you will need to specify the queue number rather than the queue name.

Other Ways to Look at Data: Custom Searching

Search for users from the United States who are at least 50 years old OR for users from Canada who are younger than 20 years old



Home Custom User Search X

Or

- And
 - [Users.Country] Equals United States
 - [Users.Date Of Birth] Is less than or equal to 6/14/1962
- And
 - [Users.Country] Equals Canada
 - [Users.Date Of Birth] Is greater than or equal to 6/14/1992

Search for users cleared by a specific staff member



Home Custom User Search X

And

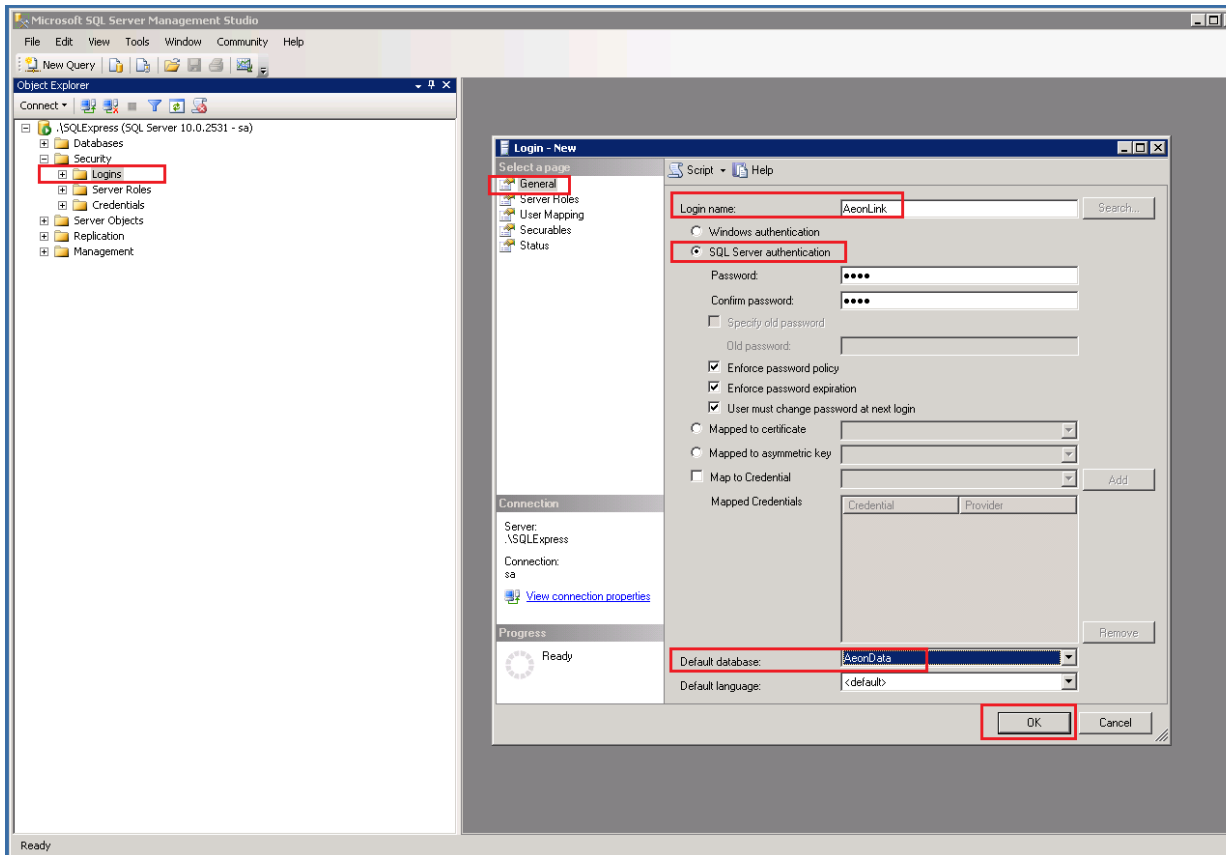
- [User Notes.Note] Contains cleared
- [User Notes.Added By] Equals mrackley

Other Ways to Look at Data:

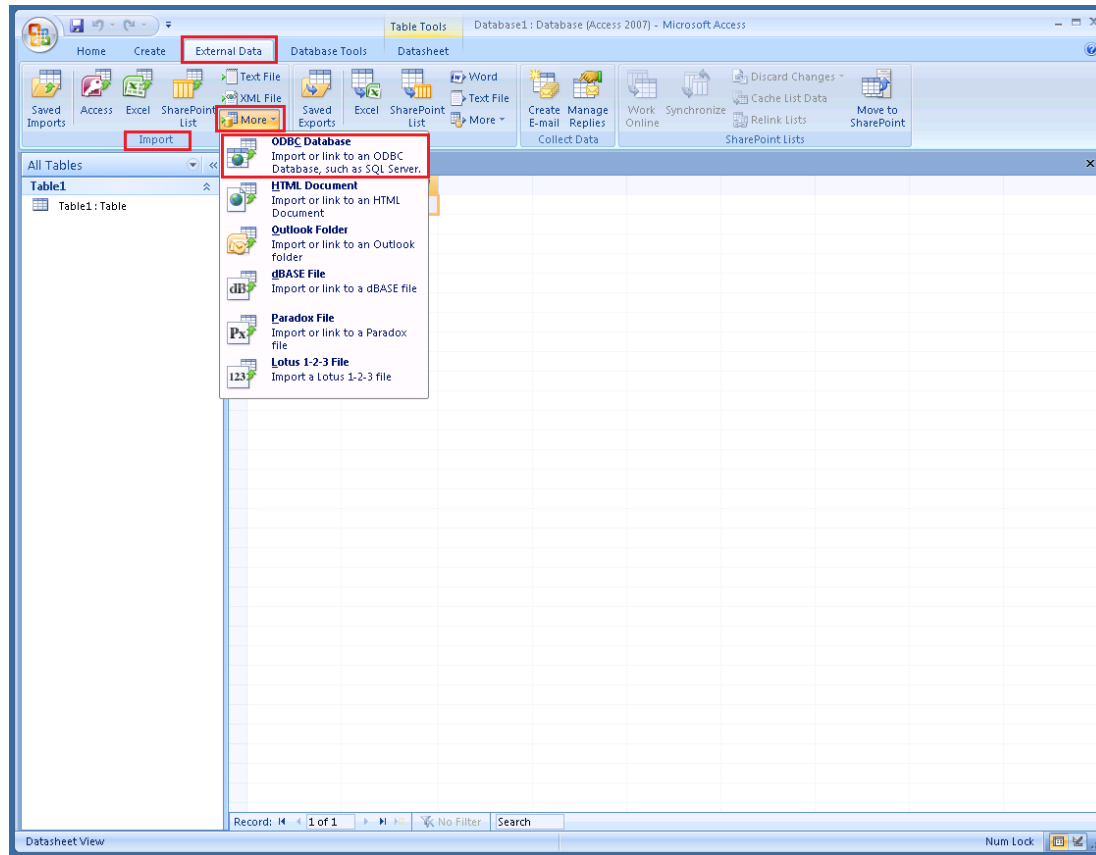
Microsoft Access

- Aeon can be linked with Microsoft Access so that you can create custom data and statistical reports
- To set up:
 - Add AeonLink login
 - Set up and test permissions
 - Set ODBC source
 - Set up Access

Other Ways to Look at Data: Microsoft Access



Other Ways to Look at Data: Microsoft Access



Other Ways to Look at Data: Microsoft Access

ODBC Connection:

aeonsymposium.eastus2.cloudapp.azure.com

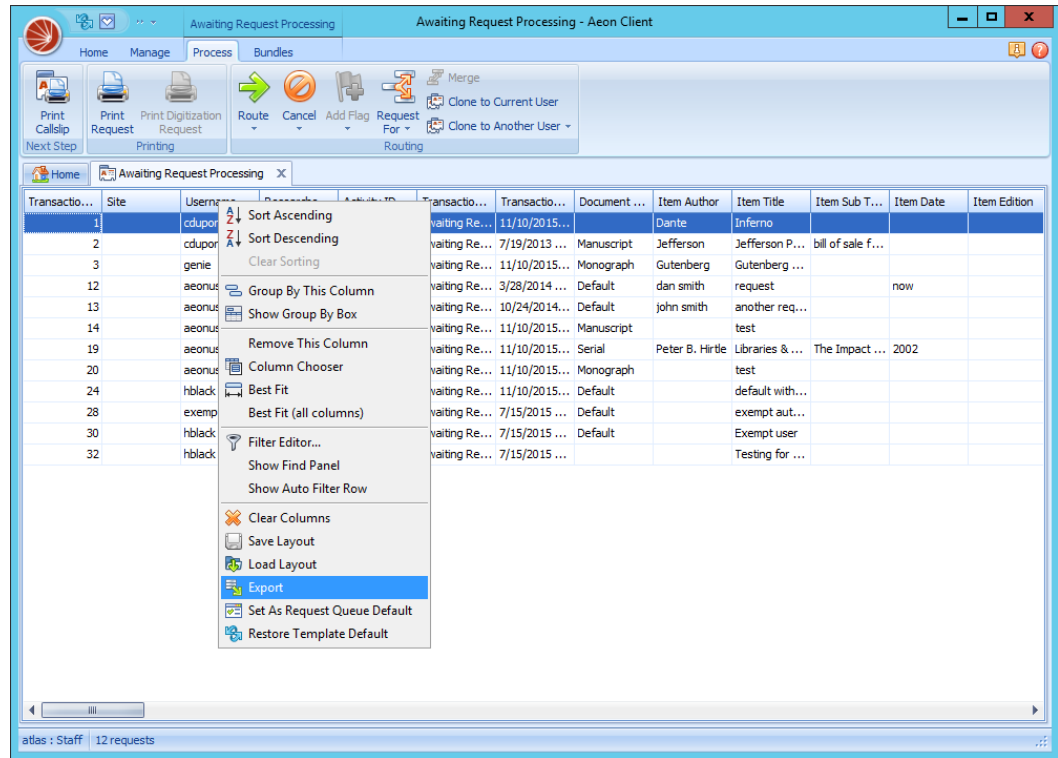
Username – AeonLink

Password – AeonLov3

Available through July 1, 2016 – 8:30am –
4:30pm EST on business days

Other Ways to Look at Data: Microsoft Excel

- Export from any grid in Aeon, custom search, or basic Aeon report



Other Ways to Look at Data

Microsoft Excel

- Use Excel to manipulate data in various ways:
 - Tables
 - Charts
 - Graphs
 - Pivot tables
 - Sort and filter
 - Totals, averages, and other calculations

<https://support.office.com/en-us/article/Analyze-your-data-instantly-9e382e73-7f5e-495a-a8dc-be8225b1bb78>

What can you do with your data?

- Create charts, graphs, infographics, and tables to present your data in a logical or pretty way
- Use these methods to create convincing arguments, find trends, and display statistics

	A	B	C	D	E	F	G
1	OPAC	Total			Hosting	Total	
2	Aleph		2		Atlas	39	
3	Aleph 500		6		Local	6	
4	Aleph500		1		Self	9	
5	Alma		7		Grand Total	54	
6	Horizon		1				
7	Invenio		1				
8	Koha/Independent		1				
9	Kuali Ole		1		Service Level	Total	
10	Millennium		11		Concierge	5	
11	Millennium (switching to OCLC WMS)		1		Implementation	5	
12	Primo		1		Standard	44	
13	Primo/Voyager		1		Grand Total	54	
14	Sierra		1				
15	Symphony		5				
16	Voyager		12				
17	(blank)				Authentication	Total	
18	Grand Total		52		Aeon	15	
19					CAS	3	
20					Homegrown	1	
21					LDAP	4	
22					LDAP?	1	
23					Shibboleth	25	
24					WebLogin	3	
25					(blank)	3	
26					Grand Total	55	
27							

URL	Title	Description	Views	Leads	View to Lead	Links	H1 Count	Na
http://blog.hubspot.com/agency/blog-post-1	Agency Blog Post 1	Vivamus porta elit place	430	0	0.00%	0	1	Dee
http://blog.hubspot.com/agency/blog-post-10	Agency Blog Post 10	Morbi tincidunt metus u	372	0	0.00%	4	1	Ann
http://blog.hubspot.com/agency/blog-post-11	Agency Blog Post 11	Mauris ut accumsan arc	302	1	0.33%	1	1	Johr
http://blog.hubspot.com/agency/blog-post-2	Agency Blog Post 2	Fusce fermentum tincid	294	0	0.00%	1	1	Ann
http://blog.hubspot.com/agency/blog-post-3	Agency Blog Post 3	Nullam luctus nibh puru	378	2	0.53%	0	1	Johr
http://blog.hubspot.com/agency/blog-post-4	Agency Blog Post 4	Pellentesque habitant n	469	0	0.00%	4	1	Sam
http://blog.hubspot.com/agency/blog-post-5	Agency Blog Post 5	Morbi vestibulum dolor	226	4	1.77%	0	1	Julie
http://blog.hubspot.com/agency/blog-post-6	Agency Blog Post 6	Morbi id quam lacus.	201	0	0.00%	7	1	Julie
http://blog.hubspot.com/agency/blog-post-7	Agency Blog Post 7	Aliquam ornare, eros ac	333	0	0.00%	3	1	Sam
http://blog.hubspot.com/agency/blog-post-8	Agency Blog Post 8	Vivamus quis nulla dui.	104	5	4.81%	0	1	Lydi
http://blog.hubspot.com/agency/blog-post-9	Agency Blog Post 9	Nullam pharetra sem eu	530	0	0.00%	1	1	Ann
http://blog.hubspot.com/marketing/blog-post	Marketing Blog Post 1	Lorem ipsum dolor sit a	150	10	6.67%	1	1	Sam
http://blog.hubspot.com/marketing/blog-post	Marketing Blog Post 10	Vestibulum finibus mi ve	304	12	3.95%	12	1	Lydi
http://blog.hubspot.com/marketing/blog-post	Marketing Blog Post 11	Pellentesque facilisis se	607	0	0.00%	1	1	Johr
http://blog.hubspot.com/marketing/blog-post	Marketing Blog Post 12	Proin sit amet porta sap	391	3	0.77%	2	1	Sam
http://blog.hubspot.com/marketing/blog-post	Marketing Blog Post 13	Vivamus vel hendrerit o	257	0	0.00%	1	1	Johr
http://blog.hubspot.com/marketing/blog-post	Marketing Blog Post 14	Integer ac lacus sed dia	583	5	0.86%	40	1	Julie
http://blog.hubspot.com/marketing/blog-post	Marketing Blog Post 15	Vestibulum vestibulum e	436	0	0.00%	1	1	Ann
http://blog.hubspot.com/marketing/blog-post	Marketing Blog Post 16	Nam sodales varius ser	261	2	0.77%	1	1	Sam
http://blog.hubspot.com/marketing/blog-post	Marketing Blog Post 17	Duis auctor auctor orci,	783	0	0.00%	0	1	Sam
http://blog.hubspot.com/marketing/blog-post	Marketing Blog Post 18	Phasellus at nisl felis.	830	20	2.41%	5	1	Julie
http://blog.hubspot.com/marketing/blog-post	Marketing Blog Post 19	Sed in ornare arcu.	370	0	0.00%	3	1	Lydi
http://blog.hubspot.com/marketing/blog-post	Marketing Blog Post 2	Duis a sapien quis est f	230	9	3.91%	2	1	Johr
http://blog.hubspot.com/marketing/blog-post	Marketing Blog Post 20	Lorem ipsum dolor sit a	480	1	0.21%	1	1	Julie
http://blog.hubspot.com/marketing/blog-post	Marketing Blog Post 21	Etiam pretium dui nec n	422	0	0.00%	1	1	Lydi
http://blog.hubspot.com/marketing/blog-post	Marketing Blog Post 22	Duis id quam nisi.	721	0	0.00%	0	1	Sam
http://blog.hubspot.com/marketing/blog-post	Marketing Blog Post 3	Aenean ut posuere mi.	670	3	0.45%	2	1	Julie
http://blog.hubspot.com/marketing/blog-post	Marketing Blog Post 4	Sit amet tristique risus c	428	0	0.00%	5	1	Ann
http://blog.hubspot.com/marketing/blog-post	Marketing Blog Post 5	Ut egestas sollicitudin e	291	6	2.06%	2	1	Lydi
http://blog.hubspot.com/marketing/blog-post	Marketing Blog Post 6	Nunc mollis ipsum nec i	499	7	1.40%	20	1	Sam
http://blog.hubspot.com/marketing/blog-post	Marketing Blog Post 7	Suspendisse potenti.	228	0	0.00%	1	1	Lydi
http://blog.hubspot.com/marketing/blog-post	Marketing Blog Post 8	Morbi porta sed ligula s	305	5	1.64%	1	1	Ann
http://blog.hubspot.com/marketing/blog-post	Marketing Blog Post 9	Morbi id tincidunt enim.	291	0	0.00%	6	1	Julie
http://blog.hubspot.com/sales/blog-post-1	Sales Blog Post 1	Integer tortor dolor, dict	120	5	4.17%	2	1	Lydi
http://blog.hubspot.com/sales/blog-post-10	Sales Blog Post 10	Sed eros magna, rhonc	176	0	0.00%	1	1	Sam
http://blog.hubspot.com/sales/blog-post-2	Sales Blog Post 2	A tincidunt orci sollicitu	395	7	1.77%	10	1	Johr
http://blog.hubspot.com/sales/blog-post-3	Sales Blog Post 3	Proin vitae placerat era	297	1	0.34%	1	1	Julie

<http://blog.hubspot.com/marketing/how-to-create-pivot-table-tutorial-ht#sm.001syty9c1cwbfbhwxs1i9bfyk92l>

What can you do with your data?

Canva – online design tool www.canva.com/




LIBRARIES,
GET A **FREE** NONPROFIT ACCOUNT FOR

Canva for Work

FIND OUT HOW AND WHY EVERY LIBRARY SHOULD DO THIS!











<http://www.5minlib.com/2016/04/canva-for-work-free-for-libraries.html>

Your Designs Stream Design School ^{NEW} **Canva** sarah  2

Start a new design

Use custom dimensions ▶

-  Social Media
-  Presentation
1024px × 768px
-  Poster
-  Facebook Cover
-  Facebook Post
-  Instagram Post
-  Blog Graphic



Untitled design



Untitled design

What are your friends designing?

[Find your friends](#)

SEARCH

LAYOUTS

TEXT

BKGROUND

UPLOADS

100%

Search 1,000,000 images...

Circle with Banner Facebook Cover

Matt Smith

Welcome!

JESS ARROW

My library

Upload your image

Untitled design

DRAG A PHOTO HERE TO UPLOAD YOUR PHOTO

+ Add a new page

PNGHS LIBRARY

TERM 1, 2016

Collection

+ 389 New Items purchased	- 243 Old, lost or damaged items weeded*	= 9201 Items in our collection
--	---	---

Circulation

3520
Items circulated this term

- Fiction
- Chromebooks
- Nonfiction
- DVDs
- Biographies
- Graphic novels
- eBooks
- Magazines
- Short stories
- Other

▲ 27% Increase in circulation over Term 1, 2015**

People

498 Average number of visitors each day	>400 "Walk in" student visits during class time
134 Group bookings for library rooms	24 Library orientation or research classes

Occupancy of the main library space by timetabled or booked classes is 73%

* 6 lost or damaged, 237 old magazines from 2014/2015
** Does not include Chromebook use

What can you do with your data?

Tableau – desktop or cloud based analytics

- Desktop version – paid

- Connect data source and use tools to create charts and graphs

- Tableau Public is free – data visualization

- Connect and share with other users
- <https://public.tableau.com>

History of Crayola® COLORS

Crayola crayons were first introduced in 1903 with a mix of eight colors. Since then the variety of colors has exploded. Explore the viz to find your favorite.

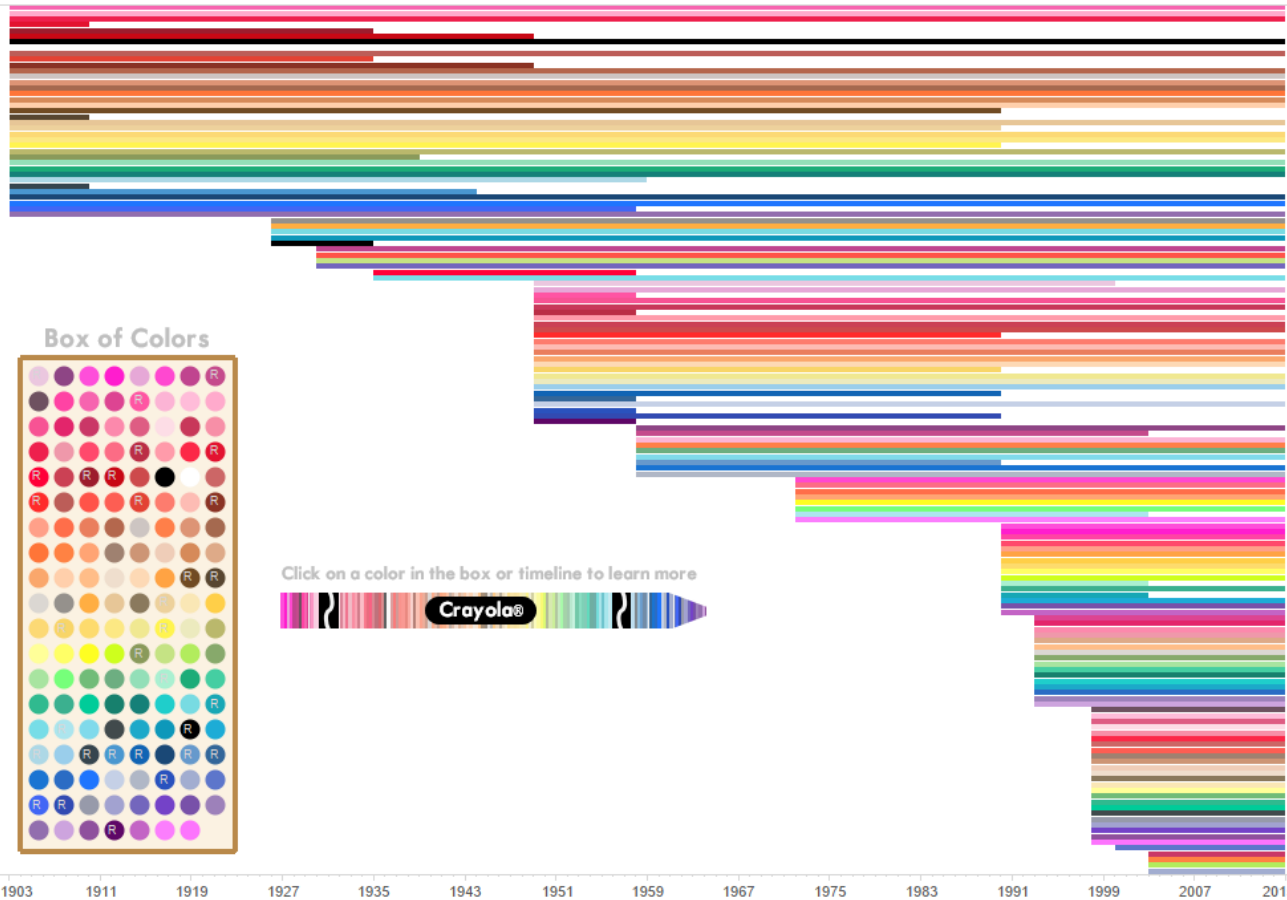
AnalyticsWagner

Source Data


Timeline of when colors were introduced and retired

In Production

Retired



Box of Colors

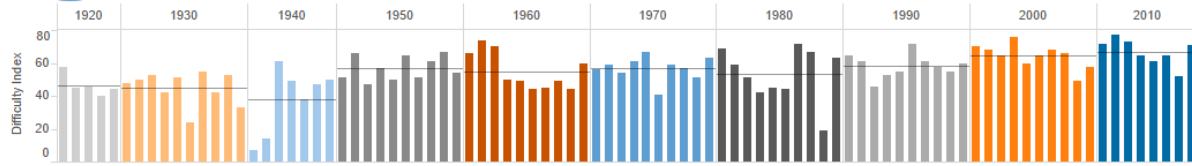


Click on a color in the box or timeline to learn more

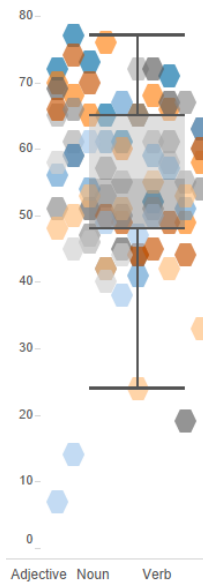


How difficult is the Scripps National Spelling Bee?

Select a year, decade or word for more information



Word Difficulty Index



Winning words by decade

1920	1930	1940	1950	1960
gladiolus	albumen	therapy	meticulosity	eudaemonic
cerise	foulard	initials	insouciant	smaragdine
abrogate	invulnerable	sacrilegious	vignette	esquamulose
knack	torsion	semaphore	soubrette	equipage
asceticism	brethren	chlorophyll	transept	sycophant
	interning	psychiatry	crustaceology	eczema
	predilection	dulcimer	condominium	ratoon
	promiscuous		schappe	chihuahua
	sanitarium		syllipsis	abalone
	canonical		catamaran	interlocutory
1970	1980	1990	2000	2010
croissant	elucubrate	fibranne	demarche	stromuhr
shalloon	sarcophagus	antipyretic	succedaneum	cymotrichous
macerate	psoriasis	lyceum	prospicience	guetapens
vouchsafe	Purim	kamikaze	pococurante	knaidel
hydrophyte	luge	antediluvian	autochthonous	feuilleton
incisor	milieu	xanthosis	appoggiatura	stichomythia
narcolepsy	odontalgia	vivisepture	Ursprache	nunatak
camibst	staphylococci	euonym	serrefine	scherenschnit..
deification	elegiacal	chiaroscurist	guerdon	
maculature	spoliator	logorrhea	Laodicean	

Winning word details

Table for winning word details, including columns for language origin: French, German, Greek, Hebrew, Inuit, ISV, Italian, Japane.., Latin, Mediev.., Middle English, Middle French, Modern Latin, Spanish, Tamil, Yiddish.

WHICH FOOD IS COOLEST

SELECT ONE

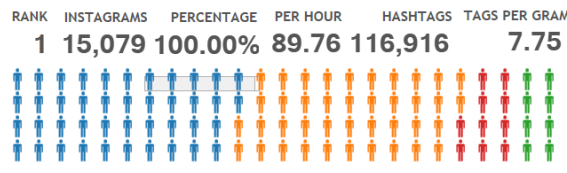
#bacon

#burger

#pizza

#burrito

Population & Statistics



Daily Details

SELECT ONE

Instagrams

Instagrams: 30, 60, 90, 120

Instagram Popularity: Jul 27, Jul 28, Jul 29, Jul 30, Jul 31, Aug 1, Aug 2, Aug 3

TOP USER HASHTAG USAGE

kpop_mun	642
luvthesunn	510
ryantrafic	504
keanuolista	486
s_hungry	468
leccocat	450
marczuterry	450
domo_keke	423
ouija_	404
jamfoods	398

TOP ASSOCIATED HASHTAGS

#food	2,666
#FoodPorn	1,797
#yummy	1,270
#yum	1,150
#breakfast	1,077
#love	927
#cheese	870
#fries	847
#delicious	837
#dinner	806

GRAMS PER USER: 1.04

TAGS PER USER: 7.75

What can you do with your data?

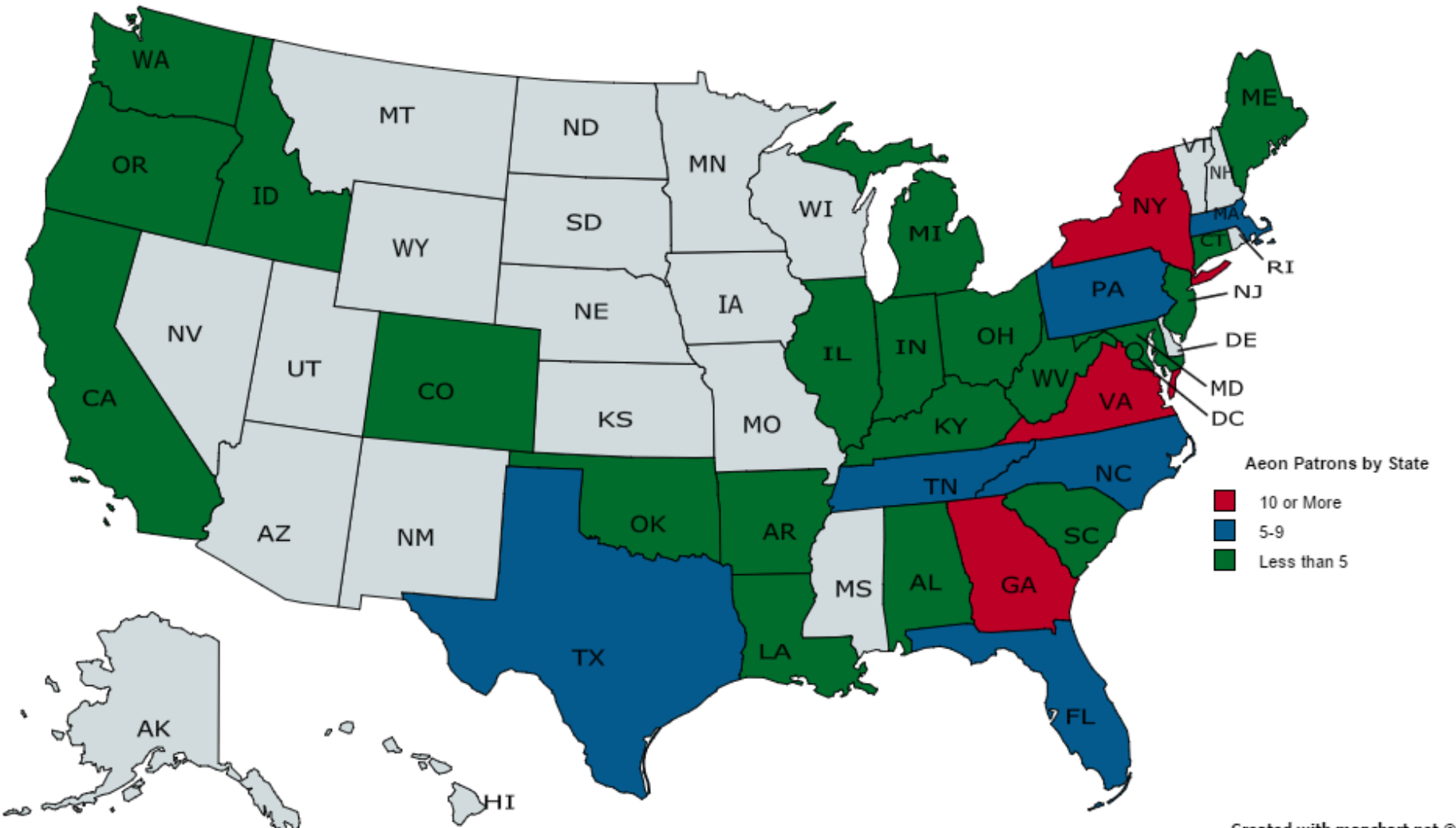
Create Maps (free tools)

BatchGeo - <https://batchgeo.com/>

- Input data (copy and paste from Excel)
- Plot points and get map:
<https://batchgeo.com/map/490d67e232b4674f927ee42e836ad02d>

MapChart - <http://mapchart.net/>

- Use Aeon data to create map defining locations
- Download image



Created with mapchart.net ©

Tools for Data

- How can you use this data?
 - Scholarly articles
 - Presentations
 - Annual Report
 - Staffing Decisions
 - Demonstrate impact or need for:
 - Collection Development & Acquisitions
 - Fundraising
 - Marketing
 - Grant or other funding proposals

Test server is available through July 1, 2016:

aeonsymposium.eastus2.cloudapp.azure.com

Username – AeonLink

Password – AeonLov3

Aeon Documentation: <https://prometheus.atlas-sys.com/display/aeon/Aeon+3.8+Documentation>

Questions or Comments?

THANK YOU!!



<http://diylol.com/meme-generator/thank-you-cat/memes/thanks-thats-all>